



dta
Municipal
Solutions

www.FinanceDTA.com

FISCAL YEAR 2021-2022
ADMINISTRATION REPORT

POWAY UNIFIED SCHOOL DISTRICT

COMMUNITY FACILITIES DISTRICT NO. 13

June 8, 2021

Public Finance
Public-Private Partnerships
Development Economics
Clean Energy Bonds

Newport Beach / San Jose / San Francisco / Riverside
Dallas / Houston / Raleigh / Tampa

POWAY UNIFIED SCHOOL DISTRICT



FISCAL YEAR 2021-2022 ADMINISTRATION REPORT

Community Facilities District No. 13

Prepared for:

Poway Unified School District

15250 Avenue of Science

San Diego, CA 92128

TABLE OF CONTENTS

| <u>SECTION</u> | <u>PAGE</u> |
|--|-------------|
| INTRODUCTION..... | 1 |
| I FISCAL YEAR 2020-2021 SPECIAL TAX LEVY SUMMARY..... | 3 |
| A Special Tax Levy..... | 3 |
| B Special Tax Delinquencies..... | 3 |
| II FUNDS, ACCOUNTS, AND SUBACCOUNTS | 4 |
| A Sources of Funds..... | 4 |
| B Uses of Funds..... | 5 |
| C Fund and Account Balances..... | 5 |
| III SENATE BILL 165 COMPLIANCE..... | 6 |
| A Purpose of the Bonds..... | 6 |
| B Sources and Uses of Funds..... | 6 |
| C Status of Authorized Projects | 7 |
| IV ANNUAL SPECIAL TAX REQUIREMENT..... | 8 |
| V DEVELOPMENT SUMMARY | 9 |
| A Special Tax Classifications..... | 9 |
| VI METHOD OF APPORTIONMENT | 10 |
| <u>APPENDICES</u> | |
| APPENDIX A RATE AND METHOD OF APPORTIONMENT | |
| APPENDIX B SUMMARY OF TRANSACTIONS FOR FUNDS AND ACCOUNTS | |
| APPENDIX C DEBT SERVICE SCHEDULE | |
| APPENDIX D SUMMARY OF PREPAYMENTS | |
| APPENDIX E ANNUAL SPECIAL TAX ROLL, FISCAL YEAR 2021-2022 | |

INTRODUCTION

This Administration Report ("Report") provides an analysis of the financial and administrative obligations of Community Facilities District ("CFD") No. 13 of the Poway Unified District ("School District"), pursuant to the Rate and Method of Apportionment ("RMA") attached as Appendix A. In calculating the Annual Special Tax levy for Fiscal Year 2021-2022, the Report describes (i) the financial obligations of CFD No. 13 for Fiscal Year 2021-2022 and (ii) the amount of new development that has occurred within the boundaries of CFD No. 13. All capitalized terms herein are used as defined in the RMA of CFD No. 13.

On May 22, 2013, the 2013 Special Tax Bonds ("2013B Bonds") were issued by CFD No. 13 in the amount of \$5,375,000. The 2013B Bonds were issued primarily for the purpose of financing the Authorized Facilities of CFD No. 13, pursuant to the Resolution of Intention ("ROI") and are secured and repaid from the annual levy of Special Taxes within CFD No. 13. The 2013B Bonds were purchased by the Poway Unified School District Public Financing Authority (the "Authority") through the issuance of the Authority's Special Tax Revenue Refunding Bonds Series 2013B ("Authority Bonds") in the amount of \$17,795,000. The 2013B Authority Bonds are secured by and repaid with debt service payments received from CFD No. 4, CFD No. 12, and CFD No. 13.

The Poway Unified School District Public Financing Authority ("the Authority") issued the 2014 Special Tax Revenue Bonds ("2014 Bonds") in the amount of \$40,000,000 on February 27, 2014. The 2014 Bonds are secured by and repaid from Installment Payments due annually pursuant to the Joint Acquisition Agreement ("JAA") by and between the School District, Zions First National Bank, N.A., and ten (10) of the CFDs formed by the School District ("Participating CFDs"). The Participating CFDs include CFD Nos. 2, 4, 6, 9, 10, 12, 13, 14, 15, and Improvement Area B of CFD No. 8. Though the Special Taxes of each Participating CFD are available to pay Installment Payments, it is expected that the Special Taxes from CFD No. 15 will be the sole source of payment for the Installment Payments once sufficient development has occurred in CFD No. 15. The 2014 Bonds were issued to finance Authorized Facilities of CFD No. 15, pursuant to the ROI. For more information, please refer to the Official Statement for the 2014 Bonds.

The Report is organized into the following sections:

- **Section I:** Section I provides a description of the Annual Special Tax levy for Fiscal Year 2020-2021, including any delinquent Annual Special Taxes.
- **Section II:** Section II examines the financial activity within the various funds, accounts, and subaccounts established pursuant to the Bond Indenture dated May 1, 2013 ("Indenture"), by and between CFD No. 13 and Zions First National Bank, NA ("Fiscal Agent") from July 1, 2020, to April 30, 2021. A summary is provided which lists all the disbursements, Annual Special Tax receipts, and interest earnings.

- **Section III:** Section III contains a description of the expenditure of Special Taxes to fund the Authorized Facilities of CFD No. 13 from May 1, 2020, through April 30, 2021, as directed by Senate Bill 165 (“SB 165”).
- **Section IV:** Section IV calculates the Annual Special Tax Requirement based on the financial obligations of CFD No. 13 for Fiscal Year 2021-2022.
- **Section V:** Section V provides the development status of CFD No. 13.
- **Section VI:** Section VI describes the methodology used to apportion the Annual Special Tax Requirement among the properties within CFD No. 13 and lists the Annual Special Tax rates for Fiscal Year 2021-2022.

I FISCAL YEAR 2020-2021 SPECIAL TAX LEVY SUMMARY

A Special Tax Levy

The aggregate Annual Special Tax levy of CFD No. 13 for Fiscal Year 2020-2021 equaled \$1,340,628. A summary of the levy is shown in Table 1.

Table 1: Annual Special Tax Levy for Fiscal Year 2020-2021

| Tax Class | Building Square Footage | Number of Units/Acres | Average Annual Special Tax Rate ¹ | Total Annual Special Taxes ² |
|------------------------|-------------------------|-----------------------|--|---|
| Zone 1 | | | | |
| 1 | ≤3,999 | 127 Units | \$3,139.98 | \$398,777 |
| 2 | 4,000–4,300 | 25 Units | \$3,916.61 | \$97,915 |
| 3 | 4,301–4,600 | 34 Units | \$3,979.47 | \$135,302 |
| 4 | 4,601–4,900 | 34 Units | \$4,418.01 | \$150,212 |
| 5 | 4,901–5,200 | 49 Units | \$4,899.89 | \$240,095 |
| 6 | >5,200 | 82 Units | \$4,954.91 | \$406,302 |
| Developed Property | | 351 Units | N/A | \$1,428,603 |
| Undeveloped Property | | 0.00 Acres | \$0.00 per Acre | \$0 |
| Zone 1 Subtotal | | | | \$1,428,603 |
| Zone 2 | | | | |
| 7 | N/A | 30 Units | \$4,359.94 | \$130,798 |
| Developed Property | | 30 Units | N/A | \$130,798 |
| Undeveloped Property | | 11.00 Acres | \$0.00 per Acre | \$0 |
| Zone 2 Subtotal | | | | \$0 |
| Total | | | | \$1,559,402 |

Notes:

1. The average Annual Special Tax rate is the average of all the Special Tax rates in each Special Tax Class, therefore they may not reflect the actual Assigned Annual Special Tax rate for each parcel in a given Special Tax Class.
2. Totals may not sum due to rounding.

B Special Tax Delinquencies

DTA Municipal Solutions has received delinquency information for CFD No. 13 from the County of San Diego ("County") for Fiscal Year 2020-2021. As of May 20, 2021, \$43,836 in Fiscal Year 2020-2021 Annual Special Taxes were delinquent, yielding a delinquency rate of approximately 2.81%.

II FUNDS, ACCOUNTS, AND SUBACCOUNTS

This section summarizes the activity within the various funds and accounts (including subaccounts) created by the Indenture, as well as the Custodial Account created prior to the issuance of Bonds. For a more detailed description of the various funds and accounts, please see Section 3.01 of the Indenture. A detailed analysis of all transactions within these funds and accounts for Fiscal Year 2020-2021 is included as Appendix B.

A Sources of Funds

Sources of funds for CFD No. 13 for the period of July 1, 2020, to April 30, 2021, are summarized in Table 2 below. A breakdown of Investment Earnings is provided in Table 3.

Table 2: Sources of Funds (July 1, 2020-April 30, 2021)

| Source | Amount |
|----------------------------------|--------------------|
| Bond Proceeds | \$0 |
| Special Tax Receipts | \$1,128,690 |
| Investment Earnings ¹ | \$119 |
| Miscellaneous Sources | \$0 |
| Total | \$1,128,809 |

Note:

1. Data summarized in Table 3 below.

Table 3: Investment Earnings (July 1, 2020-April 30, 2021)

| Funds, Accounts, and Subaccounts | Amount |
|----------------------------------|--------------|
| Special Tax Fund | \$79 |
| Interest Account | \$0 |
| Principal Account | \$0 |
| Administrative Expense Fund | \$6 |
| Redemption Fund | \$0 |
| Custodial Account | \$34 |
| Total | \$119 |

B Uses of Funds

Uses of funds for CFD No. 13 for the period of July 1, 2020, to April 30, 2021, are summarized in Table 4 below.

Table 4: Uses of Funds (July 1, 2019-April 30, 2020)

| Funds and Accounts | Amount |
|------------------------------------|--------------------|
| Interest Payments | \$236,738 |
| Principal Payments | \$70,000 |
| Acquisition/Construction Payments | \$0 |
| Administrative Expenses | \$34,622 |
| Transfer to 2013B PFA Reserve Fund | \$1,007,124 |
| Miscellaneous Uses | \$0 |
| Total | \$1,348,484 |

C Fund and Account Balances

The balances as of April 30, 2021, in the funds and accounts, as well as the Custodial Account created prior to the issuance of Bonds established pursuant to the Indenture are shown in Table 5.

Table 5: Balances as of April 30, 2021

| Funds, Accounts, and Subaccounts | Amount |
|---|--------------------|
| Special Tax Fund | \$967,759 |
| Interest Account | \$0 |
| Principal Account | \$0 |
| Administrative Expense Fund | \$87,067 |
| Redemption Fund | \$206 |
| Custodial Account | \$413,367 |
| Total | \$1,468,399 |

III SENATE BILL 165 COMPLIANCE

The Board of Education (“Board”) of the School District, pursuant to the provisions of the Local Agency Special Tax and Bond Accountability Act (“Accountability Act”), has directed the filing of Special Tax and Bond Accountability Report for CFD No. 13. According to Senate Bill (“SB”) 165, any local special tax and/or bond measure subject to voter approval on or after January 1, 2001, must follow the requirements of the Accountability Act.

A Purpose of the Bonds

CFD No. 13 has issued multiple series of bonds. The Bonds were issued primarily to finance the Authorized Facilities of CFD No. 13 pursuant to the ROI as described below and/or refund prior bonds. Bond proceeds also paid for bond costs of issuance and funded the reserve fund.

“School Facilities” means the acquisition, planning, construction and/or financing of those schools facilities, including classrooms, multi-purpose, administration and auxiliary space at each school, central support and administrative facilities, interim housing, transportation and special education facilities, together with furniture, equipment and technology, needed by District in order to serve the student population to be generated as a result of the development of the property within CFD No. 13, together with all land or interests in land required for the construction of such facilities and all land or interests in land required to be provided by the District as mitigation of environmental impacts associated with the development of such schools facilities for the construction of such school facilities as well as all that portion of the related incidental expenses and the costs to the District related to the negotiation, execution, and implementation of the School Impact Mitigation Agreement by and between the District and Rancho Santa Fe Lakes Partners, LLC.

B Sources and Uses of Funds

Table 6: Fiscal Year 2020-2021 Sources and Uses of Funds

| Fund/Subaccount | Beginning Balance As of 4/30/20 | Funds Received (5/1/20 through 4/30/21) | Funds Expended (5/1/20 through 4/30/21) | Ending Balance As of 4/30/21 |
|-----------------------------|---------------------------------|---|---|------------------------------|
| Special Tax Fund | \$1,175,122 | \$1,144,451 | \$1,351,909 | \$967,759 |
| Interest Account | \$0 | \$236,738 | \$236,738 | \$0 |
| Principal Account | \$0 | \$70,000 | \$70,000 | \$0 |
| Administrative Expense Fund | \$104,421 | \$38,055 | \$55,409 | \$87,067 |
| Redemption Fund | \$206 | \$0 | \$0 | \$206 |
| Custodial Account | \$413,325 | \$41 | \$0 | \$413,367 |

C Status of Authorized Projects

The construction proceeds from the 2013B Bonds have been fully expended on Authorized Facilities.

IV ANNUAL SPECIAL TAX REQUIREMENT

The Annual Special Tax Requirement for CFD No. 13, as calculated pursuant to the RMA, is set forth in Table 7 below.

Table 7: Annual Special Tax Requirement for Fiscal Year 2021-2022

| | Subtotal | Total |
|--|-----------------|--------------------|
| Fiscal Year 2020-2021 Sources of Funds | | \$1,377,044 |
| Special Tax Fund (as of April 30, 2021) | \$967,759 | |
| Remaining Apportionment ¹ | \$409,286 | |
| Fiscal Year 2020-2021 Remaining Uses of Funds | | \$1,377,044 |
| Series 2013B Bonds Interest Due September 1, 2021 | \$117,844 | |
| Series 2013B Bonds Principal Due September 1, 2021 | \$80,000 | |
| Transfer to The JAA CFD No. 13 Available Special Tax Fund ² | \$1,179,201 | |
| Fiscal Year 2020-2021 Surplus/(Draw on Reserve Fund) | | \$0 |
| Fiscal Year 2021-2022 Uses of Funds | | \$1,590,588 |
| Series 2013B Bonds Interest Due March 1, 2022 | \$116,244 | |
| Series 2013B Bonds Interest Due September 1, 2022 | \$116,244 | |
| Series 2013B Bonds Principal Due September 1, 2022 | \$90,000 | |
| Administrative Expense Budget FY 2021-2022 ³ | \$38,808 | |
| Delinquency Contingency ⁴ | \$44,712 | |
| Transfer to The JAA CFD No. 13 Available Special Tax Fund ² | \$1,184,580 | |
| Fiscal Year 2021-2022 Special Tax Requirement | | \$1,590,588 |

Notes:

1. Fiscal Year 2020-2021 Special Tax Levy less (1) apportionments through April 30, 2021, (2) County collection fee, and (3) 1st and 2nd installment delinquencies as of May 20, 2021.
2. Estimated based on the expected special tax receipts. The amount may be greater or less depending on the actual special tax receipts.
3. Fiscal Year 2021-2022 Administrative Expense Requirement (per Indenture).
4. Delinquency contingency equal to Fiscal Year 2020-2021 delinquency rate of 2.81% as of May 20, 2021.

V DEVELOPMENT SUMMARY

A Special Tax Classifications

Each Fiscal Year, the School District calculates the Annual Special Taxes to be levied against Taxable Property within CFD No. 13. Taxable Property is classified based on the issuance of a Building Permit. Specifically, Developed Property means, for any Fiscal Year, all Assessor's Parcels in CFD No. 13 for which a Building Permit has been issued as of April 30 of the previous Fiscal Year, provided that the Assessor's Parcel was created prior to January 1 of the prior Fiscal Year and that each such Assessor's Parcel is associated with a Lot. The table below summarizes the Special Tax classification within CFD No. 13 for the previous Fiscal Year and Fiscal Year 2021-2022.

Table 8: Special Tax Classification

| Tax Class | Building Square Footage | Previous Fiscal Year | Fiscal Year 2021-2022 |
|----------------------|--------------------------------|-----------------------------|------------------------------|
| Zone 1 | | | |
| 1 | ≤3,999 | 127 Units | 127 Units |
| 2 | 4,000–4,300 | 25 Units | 25 Units |
| 3 | 4,301–4,600 | 34 Units | 34 Units |
| 4 | 4,601–4,900 | 34 Units | 34 Units |
| 5 | 4,901–5,200 | 49 Units | 49 Units |
| 6 | >5,200 | 82 Units | 82 Units |
| Developed Property | | 351 Units | 351 Units |
| Undeveloped Property | | 0.00 Acres | 0.00 Acres |
| Zone 2 | | | |
| 7 | N/A | 30 Units | 30 Units |
| Developed Property | | 30 Units | 30 Units |
| Undeveloped Property | | 11.00 Acres | 11.00 Acres |
| Total | | 381 Units | 381 Units |

Background research was conducted to determine the amount and type of development activity that occurred during the previous fiscal year. A review of the School District's Certificates of Compliance and the County of San Diego's building permit records indicated that from May 1, 2020, through May 1, 2021, no building permits for new residential construction had been issued.

As of June 7, 2021, the owner of one (1) parcel prepaid their special tax obligation in full. This parcel is no longer considered taxable property and is not subject to the special tax in Fiscal Year 2021-2022 and each subsequent year thereafter

VI METHOD OF APPORTIONMENT

The Annual Special Tax rates of CFD No. 13 needed to meet the Minimum Annual Special Tax Requirement for Fiscal Year 2021-2022 are shown in Table 9 below. The Assigned Special Tax rates for Developed Property are subject to an annual increase, at a rate equal to the percentage increase in the RS Means Class B Construction Cost Index ("CCI"), but not less than 2%, until the time a building permit is issued and 2% thereafter. The annual change in the RS Means Class B CCI as of January 1, 2021, was 1.42%. The Annual Special Tax Roll, which lists the actual Annual Special Tax levied against each Assessor's Parcel, is included as Appendix E. Please refer to the RMA, included herein as Appendix A, for a more detailed explanation of the methodology used to apportion the Annual Special Tax Requirement among Developed Property and Undeveloped Property.

Table 9: Annual Special Tax Levy for Fiscal Year 2021-2022

| Tax Class | Building Square Footage | Number of Units/Acres | Average Annual Special Tax Rate ¹ | Total Annual Special Taxes ² |
|------------------------|-------------------------|-----------------------|--|---|
| Zone 1 | | | | |
| 1 | ≤3,999 | 127 Units | \$3,202.77 | \$406,752 |
| 2 | 4,000–4,300 | 25 Units | \$3,994.94 | \$99,874 |
| 3 | 4,301–4,600 | 34 Units | \$4,059.05 | \$138,008 |
| 4 | 4,601–4,900 | 34 Units | \$4,506.36 | \$153,216 |
| 5 | 4,901–5,200 | 49 Units | \$4,997.89 | \$244,897 |
| 6 | >5,200 | 82 Units | \$5,054.00 | \$414,428 |
| Developed Property | | 351 Units | N/A | \$1,457,175 |
| Undeveloped Property | | 0.00 Acres | \$0.00 per Acre | \$0 |
| Zone 1 Subtotal | | | | \$1,457,175 |
| Zone 2 | | | | |
| 7 | N/A | 30 Units | \$4,447.14 | \$133,414 |
| Developed Property | | 30 Units | N/A | \$0 |
| Undeveloped Property | | 11.00 Acres | \$0.00 per Acre | \$0 |
| Zone 2 Subtotal | | | | \$133,414 |
| Total | | | | \$1,590,588 |

Notes:

1. The average Annual Special Tax rate is the average of all the Special Tax rates in each Special Tax Class, therefore they may not reflect the actual Assigned Annual Special Tax rate for each parcel in a given Special Tax Class.
2. Totals may not sum due to rounding.



SECTION VI METHOD OF APPORTIONMENT

A current debt service schedule is provided in Appendix C, and a summary of all prepaid parcels is shown in Appendix D.

APPENDIX A

Poway Unified School District
Community Facilities District No. 13
Fiscal Year 2021-2022 Administration Report



RATE AND METHOD OF APPORTIONMENT

FIRST AMENDED RATE AND METHOD OF APPORTIONMENT FOR COMMUNITY FACILITIES DISTRICT NO. 13 OF POWAY UNIFIED SCHOOL DISTRICT

The following sets forth the First Amended Rate and Method of Apportionment for the levy and collection of Special Taxes ("Rate and Method of Apportionment") of Community Facilities District No. 13 ("CFD No. 13") of the Poway Unified School District ("School District"). An Annual Special Tax shall be levied on and collected on Taxable Property (defined below) located within the boundaries of CFD No. 13 each Fiscal Year in an amount determined through the application of the First Amended Rate and Method of Apportionment described below. All of the real property in CFD No. 13, unless exempted by law or by the provisions hereof, shall be taxed for the purposes, to the extent, and in the manner herein provided.

SECTION A DEFINITIONS

For purposes of this Rate and Method of Apportionment the terms hereinafter set forth have the following meanings:

"Acreage" means the number of acres of land area of an Assessor's Parcel as shown on an Assessor's Parcel Map, or if the land area is not shown on an Assessor's Parcel Map, the Board may rely on the land area shown on the applicable final map, parcel map, condominium plan, or other recorded County parcel map.

"Act" means the Mello-Roos Communities Facilities Act of 1982, as amended, being Chapter 2.5, Division 2 of Title 5 of the Government Code of the State of California.

"Administrative Expenses" means any ordinary and necessary expense incurred by the School District on behalf of CFD No. 13 related to the determination of the amount of the levy of Special Taxes, the collection of Special Taxes, including the reasonable expenses of collecting delinquencies, the administration of Bonds, the proportionate payment of salaries and benefits of any School District employee whose duties are directly related to the administration of CFD No. 13, and reasonable costs otherwise incurred in order to carry out the authorized purposes of CFD No. 13.

"Annual Special Tax" means the Special Tax actually levied in any Fiscal Year on any Assessor's Parcel.

"Approved Property" means an Assessor's Parcel in CFD No. 13 which represents a Lot in a Final Subdivision Map that was recorded prior to January 1 of the prior Fiscal Year, but for which a Building Permit has not been issued on or before May 1 of the prior Fiscal Year. Notwithstanding the above, once an Assessor's Parcel has been classified Approved Property, it shall remain Approved Property until such time as a Building Permit is issued.

"Assessor's Parcel" means a lot or parcel of land designated on an Assessor's Parcel Map with an assigned Assessor's Parcel Number within the boundaries of CFD No. 13.

"Assessor's Parcel Map" means an official map of the Assessor of the County designating parcels by Assessor's Parcel Number.

"Assessor's Parcel Number" or "APN" means that number assigned to an Assessor's Parcel by the County for purposes of identification.

"Assigned Annual Special Tax" means the Special Tax of that name described in Section D.

"Backup Annual Special Tax" means the Special Tax of that name described in Section E.

"Board" means the Board of Education of Poway Unified School District, or its designee, in certain cases acting as the legislative body of CFD No. 13.

"Bond Index" means the national Bond Buyer Revenue Index, commonly referenced as the 25-Bond Revenue Index. In the event the Bond Index ceases to be published, the index used shall be based on a comparable index for revenue bonds maturing in 30 year with an average rating equivalent to Moody's A1 and/or S&P's A+, as reasonably determined by the Board.

"Bond Yield" means the yield of the last series of Bonds issued, for purposes of this calculation the yield of the Bonds shall be the yield calculated at the time such Bonds are issued, pursuant to Section 148 of the Internal Revenue Code of 1986, as amended for the purpose of the Non-Arbitrage Certificate or other similar bond issuance document.

"Bonds" means any obligation to repay a sum of money, including obligations in the form of bonds, notes, certificates of participation, long-term leases, loans from government agencies, or loans from banks, other financial institutions, private businesses, or individuals, or long-term contracts, or any refunding thereof, to which the Special Taxes have been pledged for repayment.

"Building Permit" means a permit for the construction of one or more Units issued by the County, or another public agency in the event the County no longer issues said permits for the construction of Units within CFD No. 13. For purposes of this definition, "Building Permit" shall not include permits for construction or installation of structures, parking structures, retaining walls, utility improvements, or other such improvements not intended for human habitation or commercial/industrial use.

"Building Square Footage" or "BSF" means the square footage of assessable internal living space of a Unit, exclusive of any carports, walkways, garages, overhangs, patios, enclosed patios, detached accessory structure, other structures not used as living space, or any other square footage excluded under Government Code Section 65995 as determined by reference to the Building Permit for such Unit.

"Calendar Year" means the period commencing January 1 of any year and ending the following December 31.

"County" means the County of San Diego.

"Developed Property" means all Assessor's Parcels of Taxable Property for which Building Permits were issued on or before May 1 of the prior Fiscal Year, provided that such Assessor's Parcels were created on or before January 1 of the prior Fiscal Year and that each such Assessor's Parcel is associated with a Lot, as determined reasonably by the Board.

"Exempt Property" means all Assessor's Parcels designated as being exempt from Special Taxes in Section K each Fiscal Year as determined May 1 of the previous Fiscal Year.

"Final Subdivision Map" means a final tract map, parcel map, lot line adjustment, or functionally equivalent map or instrument that creates individual Lots, recorded in the County Office of the Recorder.

"Fiscal Year" means the period commencing on July 1 of any year and ending the following June 30.

"Homeowner" means any owner of a completed Unit constructed and sold within CFD No. 13.

"Index" means the Marshall & Swift eight (8) California Cities Class B Construction Cost Index, or if the Marshall & Swift eight (8) California Cities Class B Construction Cost Index ceases to be used by the State Allocation Board, a reasonably comparable index used by the State Allocation Board to estimate changes in school construction costs, or in the absence of such an Index, the Engineering News Record, Construction Cost Index (Los Angeles Area) published by McGraw-Hill, Inc.

"Inflator" means the greater of (i) 2.00% or (ii) the percentage change in the Index as measured between the Index published in December of the prior Calendar Year and the Index published in December of the Calendar Year immediately preceding the prior Calendar Year.

"Lot" means an individual legal lot created by a Final Subdivision Map for which a Building Permit for residential construction has been or could be issued. Notwithstanding the foregoing, in the case of an individual legal lot created by such a Final Subdivision Map upon which condominium units are entitled to be developed but for which a condominium plan has not been recorded, the number of Lots allocable to such legal lot for purposes of calculating the Backup Special Tax applicable to such Final Subdivision Map shall equal the number of condominium units which are permitted to be constructed on such legal lot as shown on such Final Subdivision Map.

"Maximum Special Tax" means the maximum Special Tax, determined in accordance with Section C, that can be levied by CFD No. 13 in any Fiscal Year on any Assessor's Parcel.

"Minimum Annual Special Tax Requirement" means the amount required in any Fiscal Year to pay: (i) the debt service or the periodic costs on all outstanding Bonds, (ii) Administrative Expenses of CFD No. 13, (iii) the costs associated with the release of funds from an escrow account(s) established in association with the Bonds, and (iv) any amount required to establish or replenish any reserve funds (or accounts thereof) established in association with the Bonds, less (v) any amount(s) available to pay debt service or other periodic costs on the Bonds pursuant to any applicable bond indenture, fiscal agent agreement, trust agreement, or equivalent agreement or document. In arriving at the Minimum Annual Special Tax requirement, the Board shall take into account the reasonably anticipated delinquent Special Taxes based on the delinquency rate for Special Taxes levied in the previous Fiscal Year.

"Minimum Taxable Acreage" means the applicable Acreage listed in Table 4 set forth in Section K.

"Net Taxable Acreage" means the total Acreage of all Taxable Property expected to exist in CFD No. 13 after all Final Subdivision Maps are recorded.

"Partial Prepayment Amount" means the amount required to prepay a portion of the Annual Special Tax obligation for an Assessor's Parcel as described in Section H.

"Prepayment Administrative Fees" means any fees or expenses of the School District or CFD No. 13 associated with the prepayment of the Special Tax obligation of an Assessor's Parcel. Prepayment Administrative Fees shall include among other things the cost of computing the Prepayment Amount, redeeming Bonds, and recording any notices to evidence the prepayment and redemption of Bonds.

"Prepayment Amount" means the amount required to prepay the Annual Special Tax obligation in full for an Assessor's Parcel as described in Section G.

"Present Value of Taxes" means for any Assessor's Parcel the present value of (i) the unpaid portion, if any, of the Special Tax applicable to such Assessor's Parcel in the current Fiscal Year and (ii) the Annual Special Taxes expected to be levied on such Assessor's Parcel in each remaining Fiscal Year, as determined by the Board, until the earlier of (a) 30 Fiscal Years after the current Fiscal Year or (b) the termination date specified in Section J. The discount rate used for this calculation shall be equal to the (i) Bond Yield after Bond issuance or (ii) most recently published Bond Index prior to Bond issuance.

"Proportionately" means that the ratio of the actual Annual Special Tax levy to the applicable Assigned Annual Special Tax or Maximum Annual Special Tax is equal for all applicable Assessor's Parcels.

"Reserve Fund Credit" means an amount equal to the reduction in the applicable reserve fund requirement(s) resulting from the redemption of Bonds with the Prepayment Amount. In the event that a surety bond or other credit instrument satisfies the reserve requirement or the reserve requirement is under funded at the time of the prepayment no Reserve Fund Credit shall be given.

"Residential Property" means all Assessor's Parcels of Developed Property which a Building Permit was issued for the construction of one or more Units.

"Special Tax(es)" means any of the special taxes authorized to be levied by CFD No. 13 pursuant to the Act.

"Taxable Property" means all Assessor's Parcels which are not Exempt Property.

"Undeveloped Property" means all Assessor's Parcels of Taxable Property which are not Developed Property or Approved Property.

"Unit" means each separate residential dwelling unit which comprises an independent facility capable of conveyance separate from adjacent residential dwelling units.

"Zone" means the areas identified as a Zone of CFD No. 13 as in Section N of this Rate and Method of Apportionment.

"Zone 1" means all property located within the area identified as Zone 1 of CFD No. 13 as in Section N, subject to interpretation by the Board as described in Section B.

"Zone 2" means all property located within the area identified as Zone 2 of CFD No. 13 as in Section N, subject to interpretation by the Board as described in Section B.

SECTION B CLASSIFICATION OF ASSESSOR'S PARCELS

For each Fiscal Year, beginning with Fiscal Year 2007-08, each Assessor's Parcel within CFD No. 13 shall be assigned to a Zone in accordance with Section N at the reasonable discretion of the Board and each Assessor's Parcel within each Zone shall be classified as Taxable Property or Exempt Property. Furthermore, each Assessor's Parcel of Taxable Property shall be classified as Developed Property, Approved Property, or Undeveloped Property. Developed Property within Zone 1 shall be further classified based on the Building Square Footage of the Unit. The classification of Exempt Property within each Zone shall take into consideration Minimum Taxable Acreage for such Zone as determined pursuant to Section K.

SECTION C MAXIMUM SPECIAL TAXES

1. Developed Property

The Maximum Special Tax for each Assessor's Parcel classified as Developed Property within a particular Zone in each Fiscal Year shall be the greater of (i) the application of the Assigned Annual Special Tax for such Zone or (ii) the application of the Backup Annual Special Tax for a given Final Subdivision Map for such Zone.

2. Approved Property or Undeveloped Property

The Maximum Special Tax for each Assessor's Parcel classified as Approved Property or Undeveloped Property within a particular Zone in each Fiscal Year shall be the amount determined by the application of the Assigned Annual Special Tax for such Zone.

**SECTION D
ASSIGNED ANNUAL SPECIAL TAXES**

1. Developed Property

A. Assigned Annual Special Tax For Newly Developed Property

The Assigned Annual Special Tax for an Assessor's Parcel of Developed Property within a particular Zone in the first Fiscal Year in which such Assessor's Parcel is classified as Developed Property shall be determined by reference to Tables 1 and 2 for such Zone, subject to increases as described below.

TABLE 1

**ASSIGNED ANNUAL SPECIAL TAX FOR
NEWLY DEVELOPED PROPERTY IN ZONE 1
FISCAL YEAR 2007-08**

| Building Square Footage | Assigned Annual Special Tax |
|--------------------------------|------------------------------------|
| < 4,000 | \$2,260.50 per Unit |
| 4,000 – 4,300 | \$2,637.25 per Unit |
| 4,301 – 4,600 | \$2,888.41 per Unit |
| 4,601 – 4,900 | \$3,139.58 per Unit |
| 4,901 – 5,200 | \$3,233.77 per Unit |
| > 5,200 | \$3,327.95 per Unit |

TABLE 2

**ASSIGNED ANNUAL SPECIAL TAX FOR
NEWLY DEVELOPED PROPERTY IN ZONE 2
FISCAL YEAR 2007-08**

| Building Square Footage | Assigned Annual Special Tax |
|--------------------------------|------------------------------------|
| NA | \$2,806.35 per Unit |

Each July 1, commencing July 1, 2008, the Assigned Annual Special Tax for each Assessor's Parcel of Developed Property within a particular Zone in the first Fiscal Year in which such Assessor's Parcel is classified as Developed Property shall be increased by the Inflater for such Zone.

B. Assigned Annual Special Tax for Existing Developed Property

Each July 1, commencing the July 1 immediately following the Fiscal Year in which the Assessor's Parcel was first classified as Developed Property within a particular Zone, the Assigned Annual Special Tax applicable to such Assessor's Parcel shall be increased by two percent (2.00%) of the amount in effect the prior Fiscal Year for such Zone.

2. Approved Property or Undeveloped Property

The Assigned Annual Special Tax per Acre for an Assessor's Parcel of Approved Property or Undeveloped Property each Fiscal Year shall be the amount determined by reference to Table 3 according to the Zone within which the Assessor's Parcel is located.

TABLE 3
**ASSIGNED ANNUAL SPECIAL TAX FOR
APPROVED PROPERTY OR UNDEVELOPED PROPERTY
FISCAL YEAR 2007-08**

| Location | Assigned Annual Special Tax |
|----------|-----------------------------|
| Zone 1 | \$5,619.14 per Acre |
| Zone 2 | \$5,619.13 per Acre |

Each July 1, commencing July 1, 2008, the Assigned Annual Special Tax per acre of Acreage for each Assessor's Parcel of Approved Property or Undeveloped Property shall be increased by two percent (2.00%) of the amount in effect the prior Fiscal Year.

**SECTION E
BACKUP ANNUAL SPECIAL TAXES**

Each Fiscal Year, each Assessor's Parcel of Developed Property within a particular Zone shall be subject to a Backup Annual Special Tax. The Backup Annual Special Tax rate for an Assessor's Parcel of Developed Property within a Final Subdivision Map in Fiscal Year 2007-08 or such later Fiscal Year within a particular Zone in which such Final Subdivision Map is created shall be the rate per Lot calculated according to the following formula:

$$B = \frac{U \times A}{L}$$

The terms above have the following meanings:

- B = Backup Annual Special Tax per Lot
- U = Assigned Annual Special Tax per acre of Acreage for Undeveloped Property or Approved Property in the Fiscal Year which the calculation is performed for such Zone
- A = Acreage of Taxable Property in such Final Subdivision Map at time of calculation, as determined by the Board pursuant to Section K
- L = Lots in the Final Subdivision Map at the time of calculation for such Zone.

Each July 1, commencing the July 1 first following the initial calculation of the Backup Annual Special Tax rate for an Assessor's Parcel of Developed Property with a Final Subdivision Map, the Backup Annual Special Tax for each Lot within such Final Subdivision Map shall be increased by two percent (2.00%) of the amount in effect the prior Fiscal Year.

Notwithstanding the foregoing, if all or any portion of the Final Subdivision Map(s) described in the preceding paragraph is subsequently changed or modified, then the Backup Annual Special Tax for each Assessor's Parcel of Developed Property in such Final Subdivision Map that is changed or modified shall be a rate per square foot of Acreage calculated as follows:

1. Determine the total Backup Annual Special Taxes anticipated to apply to the changed or modified area in the Final Subdivision Map prior to the change or modification in the current Fiscal Year.
2. The result of paragraph 1 above shall be divided by the Acreage of Taxable Property which is ultimately expected to exist in such changed or modified area in the Final Subdivision Map, as reasonably determined by the Board.
3. The result of paragraph 2 above shall be divided by 43,560. The result is the Backup Annual Special Tax per square foot of Acreage which shall be applicable to Assessor's Parcels of Developed Property in such changed or modified area of the Final Subdivision Map. Each July 1, commencing the July 1 first following the change or modification to the Final Subdivision Map the amount determined by this Section shall be increased by two percent (2.00%) of the amount in effect the prior Fiscal Year.

SECTION F METHOD OF APPORTIONMENT OF THE ANNUAL SPECIAL TAX

Commencing Fiscal Year 2007-08, and for each subsequent Fiscal Year, the Board shall levy Annual Special Taxes as follows:

- Step One: The Board shall levy an Annual Special Tax on each Assessor's Parcel of Developed Property in an amount equal to the Assigned Annual Special Tax applicable to each such Assessor's Parcel.
- Step Two: If the sum of the amounts collected in step one is insufficient to satisfy the Minimum Annual Special Tax Requirement, then the Board shall Proportionately levy an Annual Special Tax on each Assessor's Parcel of Approved Property in an amount up to the Assigned Annual Special Tax applicable to each such Assessor's Parcel to satisfy the Minimum Annual Special Tax Requirement.
- Step Three: If the sum of the amounts collected in steps one and two is insufficient to satisfy the Minimum Annual Special Tax Requirement, then the Board shall Proportionately levy an Annual Special Tax on each Assessor's Parcel of Undeveloped Property up to the Assigned Annual Special Tax applicable to each such Assessor's Parcel to satisfy the Minimum Annual Special Tax Requirement.
- Step Four: If the sum of the amounts collected in steps one, two, and three is insufficient to satisfy the Minimum Annual Special Tax Requirement, then the Board shall Proportionately levy an Annual Special Tax on each Assessor's Parcel of Developed Property up to the Maximum Special Tax applicable to each such Assessor's Parcel to satisfy the Minimum Annual Special Tax Requirement.

SECTION G PREPAYMENT OF ANNUAL SPECIAL TAXES

The Annual Special Tax obligation of an Assessor's Parcel of Developed Property, or an Assessor's Parcel of Approved Property or Undeveloped Property for which a Building Permit has been issued, may be prepaid in full provided that there are no delinquent Special Taxes, penalties, or interest charges outstanding with respect to such Assessor's Parcel at the time the Annual Special Tax obligation would be prepaid. The Prepayment Amount for an Assessor's Parcel eligible for prepayment shall be determined as described below.

An owner of an Assessor's Parcel intending to prepay the Annual Special Tax obligation shall provide CFD No. 13 with written notice of intent to prepay. Within thirty (30) days of receipt of such written notice, the Board shall reasonably determine the Prepayment Amount of such Assessor's Parcel and shall notify such owner of such Prepayment Amount. The Prepayment Amount shall be calculated according to the following formula:

$$P = PVT - RFC + PAF$$

The terms above have the following meanings:

| | | |
|-----|---|--------------------------------|
| P | = | Prepayment Amount |
| PVT | = | Present Value of Taxes |
| RFC | = | Reserve Fund Credit |
| PAF | = | Prepayment Administrative Fees |

A-9

Notwithstanding the foregoing, no prepayment will be allowed unless the amount of Annual Special Taxes that may be levied on Taxable Property, net of Administrative Expenses, shall be at least 1.1 times the regularly scheduled annual interest and principal payments on all currently outstanding Bonds in each future Fiscal Year and such prepayment will not impair the security of all currently outstanding Bonds, as reasonably determined by the Board. Such determination shall include identifying all Assessor's Parcels that are expected to become Exempt Property.

With respect to any Assessor's Parcel that is prepaid, the Board shall indicate in the records of CFD No. 13 that there has been a prepayment of the Annual Special Tax obligation and shall cause a suitable notice to be recorded in compliance with the Act to indicate the prepayment of the Annual Special Tax obligation and the release of the Annual Special Tax lien on such Assessor's Parcel, and the obligation of such Assessor's Parcel to pay such Annual Special Tax shall cease.

SECTION H PARTIAL PREPAYMENT OF ANNUAL SPECIAL TAXES

The Annual Special Tax obligation of an Assessor's Parcel may be partially prepaid at the times and under the conditions set forth in this section, provided that there are no delinquent Special Taxes, penalties, or interest charges outstanding with respect to such Assessor's Parcel at the time the Annual Special Tax obligation would be prepaid.

1. Partial Prepayment Times and Conditions

Prior to the conveyance of the first production Unit on a Lot within a Final Subdivision Map to a Homeowner, the owner of no less than all the Taxable Property within such Final Subdivision Map may elect in writing to the Board to prepay a portion of the Annual Special Tax obligations for all the Assessor's Parcels within such Final Subdivision Map, as calculated in Section H.2. below. The partial prepayment of each Annual Special Tax obligation shall be collected for all Assessor's Parcels prior to the conveyance of the first production Unit to a Homeowner with respect to such Final Subdivision Map.

2. Partial Prepayment Amount

The Partial Prepayment Amount shall be calculated according to the following formula:

$$PP = P_G \times F$$

The terms above have the following meanings:

- PP = the Partial Prepayment Amount
- P_G = the Prepayment Amount calculated according to Section G
- F = the percent by which the owner of the Assessor's Parcel is partially prepaying the Annual Special Tax obligation

3. Partial Prepayment Procedures and Limitations

With respect to any Assessor's Parcel that is partially prepaid, the Board shall indicate in the records of CFD No. 13 that there has been a partial prepayment of the Annual Special Tax obligation and shall cause a suitable notice to be recorded in compliance with the Act to indicate the partial prepayment of the Annual Special Tax obligation and the partial release of the Annual Special Tax lien on such Assessor's Parcel, and the obligation of such Assessor's Parcel to pay such prepaid portion of the Annual Special Tax shall cease. Additionally, the notice shall indicate that the Assigned Annual Special Tax and the Backup Annual Special Tax if applicable for the Assessor's Parcel has been reduced by an amount equal to the percentage which was partially prepaid.

Notwithstanding the foregoing, no partial prepayment will be allowed unless the amount of Annual Special Taxes that may be levied on Taxable Property after such partial prepayment, net of Administrative Expenses, shall be at least 1.1 times the regularly scheduled annual interest and principal payments on all currently outstanding Bonds in each future Fiscal Year and such partial prepayment will not impair the security of all currently outstanding Bonds, as reasonably determined by the Board. Such determination shall include identifying all Assessor's Parcels that are expected to become Exempt Property.

**SECTION I
EXCESS ASSIGNED ANNUAL SPECIAL TAXES**

In any Fiscal Year which the Annual Special Taxes collected from Developed Property, pursuant to Step 1 of Section F, exceeds the Minimum Annual Special Tax Requirement, the School District shall use such amount for acquisition, construction or financing of school facilities in accordance with the Act, CFD No. 13 proceedings, and other applicable laws as determined by the Board.

**SECTION J
TERMINATION OF SPECIAL TAX**

Annual Special Taxes shall be levied for a period of thirty-five (35) Fiscal Years after the last series of bonds have been issued, provided that Annual Special Taxes shall not be levied after Fiscal Year 2051-2052.

SECTION K EXEMPTIONS

The Board shall classify as Exempt Property (i) Assessor's Parcels owned by the State of California, Federal or other local governments, (ii) Assessor's Parcels which are used as places of worship and are exempt from *ad valorem* property taxes because they are owned by a religious organization, (iii) Assessor's Parcels owned by a homeowners' association, (iv) Assessor's Parcels with public or utility easements making impractical their utilization for other than the purposes set forth in the easement, (v) Assessor's Parcels developed or expected to be developed exclusively for non-residential use, including any use directly servicing any non-residential property, such as parking, as reasonably determined by the Board, and (vi) any other Assessor's Parcels at the reasonable discretion of the Board, provided that no such classification would reduce the Net Taxable Acreage within a given Zone to less than the Minimum Taxable Acreage for such Zone. Notwithstanding the above, the Board shall not classify an Assessor's Parcel as Exempt Property if such classification would reduce the sum of all Taxable Property in a given Zone to less than the Minimum Taxable Acreage for such Zone. Assessor's Parcels which cannot be classified as Exempt Property because such classification would reduce the Acreage of all Taxable Property in a given Zone to less than the Minimum Taxable Acreage for such Zone will continue to be classified as Developed Property, Undeveloped Property, or Approved Property, as applicable, and will continue to be subject to Special Taxes accordingly.

TABLE 4

MINIMUM TAXABLE ACREAGE

| Location | Minimum Taxable Acreage |
|----------|-------------------------|
| Zone 1 | 175.80 Acres |
| Zone 2 | 14.98 Acres |

SECTION L APPEALS

Any property owner claiming that the amount or application of the Special Tax is not correct may file a written notice of appeal with the Board not later than twelve months after having paid the first installment of the Special Tax that is disputed. In order to be considered sufficient, any notice of appeal must: (i) specifically identify the property by address and Assessor's Parcel Number; (ii) state the amount in dispute and whether it is the whole amount or only a portion of the Special Tax; (iii) state all grounds on which the property owner is disputing the amount or application of the Special Tax, including a reasonably detailed explanation as to why the amount or application of such Special Tax is incorrect; (iv) include all documentation, if any, in support of the claim; and (v) be verified under penalty of perjury by the person who paid the Special Tax or his or her guardian, executor or administrator. A representative(s) of CFD No. 13 shall promptly review the appeal, and if necessary, meet with the property owner, consider written and oral evidence regarding the amount of the Special Tax, and rule on the appeal. If the representative's decision requires that the Special Tax for an Assessor's Parcel be modified or changed in favor of the property owner, a cash refund shall not be made (except for the last year of levy), but an adjustment shall be made to the Annual Special Tax on that Assessor's Parcel in the subsequent Fiscal Year(s) as the representative's decision shall indicate.

SECTION M MANNER OF COLLECTION

The Annual Special Tax shall be collected in the same manner and at the same time as ordinary *ad valorem* property taxes and shall be subject to the same penalties, the same procedure, sale and lien priority in the case of delinquency; provided, however, that CFD No. 13 may directly bill the Special Tax, may collect Special Taxes at a different time or in a different manner if necessary to meet its financial obligations, and if so collected, a delinquent penalty of 10% of the Special Tax will attach at 5:00 p.m. on the date the Special Tax becomes delinquent and interest at 1.5% per month of the Special Tax will attach on the July 1 after the delinquency date and the first of each month thereafter until such Special Taxes are paid.

SECTION N MAP OF ZONES


J:\CLIENTS\POWAY.USD\Mello\CFD No. 13 - Rancho Santa Fe Lakes\Formation\Final Docs\Amended RMA_FINAL.doc

AMENDED SECTION N
POWAY UNIFIED SCHOOL DISTRICT
COMMUNITY FACILITIES DISTRICT NO. 13
MAP OF ZONES

(The boundaries of this APN exclude Lot 1 of Map No. 15365 recorded in the office of the Recorder of the County of San Diego, State of California on June 23, 2006 as File No. 2006-0447425.)





Bing Crosby Blvd

Escondido Del Dios Highway



Camino Del Norte

LEGEND

| | |
|---|--|
|  | Boundaries of Community Facilities District No. 13 |
|  | Assessor's Parcel Line |
|  | Zone 1 |
|  | Zone 2 |

Reference is hereby made to the Assessor maps of the County of San Diego for an exact description of the lines and dimensions of each lot and parcel.

APPENDIX B

Poway Unified School District
Community Facilities District No. 13
Fiscal Year 2021-2022 Administration Report



SUMMARY OF TRANSACTIONS FOR FUNDS AND ACCOUNTS



5000 Birch Street, Suite 6000
Newport Beach, CA 92660

**COMMUNITY FACILITIES DISTRICT NO. 13 OF THE POWAY UNIFIED SCHOOL DISTRICT
SERIES 2013B SPECIAL TAX BONDS
JULY 2020**

| <u>Fund / Account</u> | <u>Special Tax Fund 7150888 A</u> | <u>Interest Account 7150888 B</u> | <u>Principal Account 7150888 C</u> | <u>Admin Expense Fund 7150888 I</u> | <u>Redemption Fund 7150888 R</u> | <u>Custodial Account 7150833</u> | <u>Total</u> |
|-------------------------------|---------------------------------------|---------------------------------------|--|---|--|--|--------------|
| Beginning Balance | \$1,190,899 | \$0 | \$0 | \$83,636 | \$206 | \$413,332 | \$1,688,072 |
| Sources of Funds | | | | | | | |
| Bond Proceeds | \$0 | \$0 | \$0 | \$0 | \$0 | \$0 | \$0 |
| Special Tax Receipts | \$1,842 | \$0 | \$0 | \$0 | \$0 | \$0 | \$1,842 |
| Investment Agreement Earnings | \$0 | \$0 | \$0 | \$0 | \$0 | \$0 | \$0 |
| Other Investment Earnings | \$10 | \$0 | \$0 | \$1 | \$0 | \$3 | \$14 |
| <u>Miscellaneous</u> | <u>\$0</u> | <u>\$0</u> | <u>\$0</u> | <u>\$0</u> | <u>\$0</u> | <u>\$0</u> | <u>\$0</u> |
| Total Sources | \$1,852 | \$0 | \$0 | \$1 | \$0 | \$3 | \$1,856 |
| Uses of Funds | | | | | | | |
| Interest Payments | \$0 | \$0 | \$0 | \$0 | \$0 | \$0 | \$0 |
| Principal Payments | \$0 | \$0 | \$0 | \$0 | \$0 | \$0 | \$0 |
| Public Facilities | \$0 | \$0 | \$0 | \$0 | \$0 | \$0 | \$0 |
| Professional Services | \$0 | \$0 | \$0 | \$0 | \$0 | \$0 | \$0 |
| <u>Miscellaneous</u> | <u>\$0</u> | <u>\$0</u> | <u>\$0</u> | <u>\$0</u> | <u>\$0</u> | <u>\$0</u> | <u>\$0</u> |
| Total Uses | \$0 | \$0 | \$0 | \$0 | \$0 | \$0 | \$0 |
| Transfers | \$0 | \$0 | \$0 | \$0 | \$0 | \$0 | \$0 |
| Ending Balance | \$1,192,751 | \$0 | \$0 | \$83,636 | \$206 | \$413,336 | \$1,689,928 |



5000 Birch Street, Suite 6000
Newport Beach, CA 92660

www.FinanceDTA.com

**COMMUNITY FACILITIES DISTRICT NO. 13 OF THE POWAY UNIFIED SCHOOL DISTRICT
SERIES 2013B SPECIAL TAX BONDS
AUGUST 2020**

| <u>Fund / Account</u> | <u>Special Tax Fund 7150888 A</u> | <u>Interest Account 7150888 B</u> | <u>Principal Account 7150888 C</u> | <u>Admin Expense Fund 7150888 I</u> | <u>Redemption Fund 7150888 R</u> | <u>Custodial Account 7150833</u> | <u>Total</u> |
|-------------------------------|---------------------------------------|---------------------------------------|--|---|--|--|--------------|
| Beginning Balance | \$1,192,751 | \$0 | \$0 | \$83,636 | \$206 | \$413,336 | \$1,689,928 |
| Sources of Funds | | | | | | | |
| Bond Proceeds | \$0 | \$0 | \$0 | \$0 | \$0 | \$0 | \$0 |
| Special Tax Receipts | \$0 | \$0 | \$0 | \$0 | \$0 | \$0 | \$0 |
| Investment Agreement Earnings | \$0 | \$0 | \$0 | \$0 | \$0 | \$0 | \$0 |
| Other Investment Earnings | \$10 | \$0 | \$0 | \$1 | \$0 | \$4 | \$14 |
| <u>Miscellaneous</u> | <u>\$0</u> | <u>\$0</u> | <u>\$0</u> | <u>\$0</u> | <u>\$0</u> | <u>\$0</u> | <u>\$0</u> |
| Total Sources | \$10 | \$0 | \$0 | \$1 | \$0 | \$4 | \$14 |
| Uses of Funds | | | | | | | |
| Interest Payments | \$0 | \$0 | \$0 | \$0 | \$0 | \$0 | \$0 |
| Principal Payments | \$0 | \$0 | \$0 | \$0 | \$0 | \$0 | \$0 |
| Public Facilities | \$0 | \$0 | \$0 | \$0 | \$0 | \$0 | \$0 |
| Professional Services | \$0 | \$0 | \$0 | (\$3,207) | \$0 | \$0 | (\$3,207) |
| <u>Miscellaneous</u> | <u>\$0</u> | <u>\$0</u> | <u>\$0</u> | <u>\$0</u> | <u>\$0</u> | <u>\$0</u> | <u>\$0</u> |
| Total Uses | \$0 | \$0 | \$0 | (\$3,207) | \$0 | \$0 | (\$3,207) |
| Transfers | \$0 | \$0 | \$0 | \$0 | \$0 | \$0 | \$0 |
| Ending Balance | \$1,192,761 | \$0 | \$0 | \$80,430 | \$206 | \$413,339 | \$1,686,735 |



5000 Birch Street, Suite 6000
Newport Beach, CA 92660

www.FinanceDTA.com

**COMMUNITY FACILITIES DISTRICT NO. 13 OF THE POWAY UNIFIED SCHOOL DISTRICT
SERIES 2013B SPECIAL TAX BONDS
SEPTEMBER 2020**

| <u>Fund / Account</u> | <u>Special Tax Fund 7150888 A</u> | <u>Interest Account 7150888 B</u> | <u>Principal Account 7150888 C</u> | <u>Admin Expense Fund 7150888 I</u> | <u>Redemption Fund 7150888 R</u> | <u>Custodial Account 7150833</u> | <u>Total</u> |
|-------------------------------|---------------------------------------|---------------------------------------|--|---|--|--|--------------|
| Beginning Balance | \$1,192,761 | \$0 | \$0 | \$80,430 | \$206 | \$413,339 | \$1,686,735 |
| Sources of Funds | | | | | | | |
| Bond Proceeds | \$0 | \$0 | \$0 | \$0 | \$0 | \$0 | \$0 |
| Special Tax Receipts | \$3,247 | \$0 | \$0 | \$0 | \$0 | \$0 | \$3,247 |
| Investment Agreement Earnings | \$0 | \$0 | \$0 | \$0 | \$0 | \$0 | \$0 |
| Other Investment Earnings | \$10 | \$0 | \$0 | \$1 | \$0 | \$4 | \$14 |
| <u>Miscellaneous</u> | <u>\$0</u> | <u>\$0</u> | <u>\$0</u> | <u>\$0</u> | <u>\$0</u> | <u>\$0</u> | <u>\$0</u> |
| Total Sources | \$3,257 | \$0 | \$0 | \$1 | \$0 | \$4 | \$3,261 |
| Uses of Funds | | | | | | | |
| Interest Payments | \$0 | (\$118,894) | \$0 | \$0 | \$0 | \$0 | (\$118,894) |
| Principal Payments | \$0 | \$0 | (\$70,000) | \$0 | \$0 | \$0 | (\$70,000) |
| Public Facilities | \$0 | \$0 | \$0 | \$0 | \$0 | \$0 | \$0 |
| Professional Services | \$0 | \$0 | \$0 | \$0 | \$0 | \$0 | \$0 |
| <u>Miscellaneous</u> | <u>\$0</u> | <u>\$0</u> | <u>\$0</u> | <u>\$0</u> | <u>\$0</u> | <u>\$0</u> | <u>\$0</u> |
| Total Uses | \$0 | (\$118,894) | (\$70,000) | \$0 | \$0 | \$0 | (\$188,894) |
| Transfers | (\$188,894) | \$118,894 | \$70,000 | \$0 | \$0 | \$0 | \$0 |
| Ending Balance | \$1,007,124 | \$0 | \$0 | \$80,430 | \$206 | \$413,343 | \$1,501,102 |



5000 Birch Street, Suite 6000
Newport Beach, CA 92660

**COMMUNITY FACILITIES DISTRICT NO. 13 OF THE POWAY UNIFIED SCHOOL DISTRICT
SERIES 2013B SPECIAL TAX BONDS
OCTOBER 2020**

| <u>Fund / Account</u> | <u>Special Tax Fund 7150888 A</u> | <u>Interest Account 7150888 B</u> | <u>Principal Account 7150888 C</u> | <u>Admin Expense Fund 7150888 I</u> | <u>Redemption Fund 7150888 R</u> | <u>Custodial Account 7150833</u> | <u>Total</u> |
|-------------------------------|---------------------------------------|---------------------------------------|--|---|--|--|--------------|
| Beginning Balance | \$1,007,124 | \$0 | \$0 | \$80,430 | \$206 | \$413,343 | \$1,501,102 |
| Sources of Funds | | | | | | | |
| Bond Proceeds | \$0 | \$0 | \$0 | \$0 | \$0 | \$0 | \$0 |
| Special Tax Receipts | \$21,437 | \$0 | \$0 | \$0 | \$0 | \$0 | \$21,437 |
| Investment Agreement Earnings | \$0 | \$0 | \$0 | \$0 | \$0 | \$0 | \$0 |
| Other Investment Earnings | \$8 | \$0 | \$0 | \$1 | \$0 | \$3 | \$12 |
| <u>Miscellaneous</u> | <u>\$0</u> | <u>\$0</u> | <u>\$0</u> | <u>\$0</u> | <u>\$0</u> | <u>\$0</u> | <u>\$0</u> |
| Total Sources | \$21,445 | \$0 | \$0 | \$1 | \$0 | \$3 | \$21,449 |
| Uses of Funds | | | | | | | |
| Interest Payments | \$0 | \$0 | \$0 | \$0 | \$0 | \$0 | \$0 |
| Principal Payments | \$0 | \$0 | \$0 | \$0 | \$0 | \$0 | \$0 |
| Public Facilities | \$0 | \$0 | \$0 | \$0 | \$0 | \$0 | \$0 |
| Professional Services | \$0 | \$0 | \$0 | (\$24,000) | \$0 | \$0 | (\$24,000) |
| <u>Miscellaneous</u> | <u>\$0</u> | <u>\$0</u> | <u>\$0</u> | <u>\$0</u> | <u>\$0</u> | <u>\$0</u> | <u>\$0</u> |
| Total Uses | \$0 | \$0 | \$0 | (\$24,000) | \$0 | \$0 | (\$24,000) |
| Transfers | \$0 | \$0 | \$0 | \$0 | \$0 | \$0 | \$0 |
| Ending Balance | \$1,028,569 | \$0 | \$0 | \$56,431 | \$206 | \$413,346 | \$1,498,552 |



5000 Birch Street, Suite 6000
Newport Beach, CA 92660

www.FinanceDTA.com

**COMMUNITY FACILITIES DISTRICT NO. 13 OF THE POWAY UNIFIED SCHOOL DISTRICT
SERIES 2013B SPECIAL TAX BONDS
NOVEMBER 2020**

| <u>Fund / Account</u> | <u>Special Tax Fund 7150888 A</u> | <u>Interest Account 7150888 B</u> | <u>Principal Account 7150888 C</u> | <u>Admin Expense Fund 7150888 I</u> | <u>Redemption Fund 7150888 R</u> | <u>Custodial Account 7150833</u> | <u>Total</u> |
|-------------------------------|---------------------------------------|---------------------------------------|--|---|--|--|--------------|
| Beginning Balance | \$1,028,569 | \$0 | \$0 | \$56,431 | \$206 | \$413,346 | \$1,498,552 |
| Sources of Funds | | | | | | | |
| Bond Proceeds | \$0 | \$0 | \$0 | \$0 | \$0 | \$0 | \$0 |
| Special Tax Receipts | \$93,703 | \$0 | \$0 | \$0 | \$0 | \$0 | \$93,703 |
| Investment Agreement Earnings | \$0 | \$0 | \$0 | \$0 | \$0 | \$0 | \$0 |
| Other Investment Earnings | \$9 | \$0 | \$0 | \$1 | \$0 | \$4 | \$13 |
| <u>Miscellaneous</u> | <u>\$0</u> | <u>\$0</u> | <u>\$0</u> | <u>\$0</u> | <u>\$0</u> | <u>\$0</u> | <u>\$0</u> |
| Total Sources | \$93,712 | \$0 | \$0 | \$1 | \$0 | \$4 | \$93,716 |
| Uses of Funds | | | | | | | |
| Interest Payments | \$0 | \$0 | \$0 | \$0 | \$0 | \$0 | \$0 |
| Principal Payments | \$0 | \$0 | \$0 | \$0 | \$0 | \$0 | \$0 |
| Public Facilities | \$0 | \$0 | \$0 | \$0 | \$0 | \$0 | \$0 |
| Professional Services | \$0 | \$0 | \$0 | (\$2,207) | \$0 | \$0 | (\$2,207) |
| <u>Miscellaneous</u> | <u>\$0</u> | <u>\$0</u> | <u>\$0</u> | <u>\$0</u> | <u>\$0</u> | <u>\$0</u> | <u>\$0</u> |
| Total Uses | \$0 | \$0 | \$0 | (\$2,207) | \$0 | \$0 | (\$2,207) |
| Transfers | \$0 | \$0 | \$0 | \$0 | \$0 | \$0 | \$0 |
| Ending Balance | \$1,122,281 | \$0 | \$0 | \$54,224 | \$206 | \$413,350 | \$1,590,060 |



5000 Birch Street, Suite 6000
Newport Beach, CA 92660

**COMMUNITY FACILITIES DISTRICT NO. 13 OF THE POWAY UNIFIED SCHOOL DISTRICT
SERIES 2013B SPECIAL TAX BONDS
DECEMBER 2020**

| <u>Fund / Account</u> | Special Tax Fund 7150888 A | Interest Account 7150888 B | Principal Account 7150888 C | Admin Expense Fund 7150888 I | Redemption Fund 7150888 R | Custodial Account 7150833 | Total |
|-------------------------------|-------------------------------|-------------------------------|-----------------------------------|------------------------------------|---------------------------------|---------------------------------|---------------|
| Beginning Balance | \$1,122,281 | \$0 | \$0 | \$54,224 | \$206 | \$413,350 | \$1,590,060 |
| Sources of Funds | | | | | | | |
| Bond Proceeds | \$0 | \$0 | \$0 | \$0 | \$0 | \$0 | \$0 |
| Special Tax Receipts | \$224,573 | \$0 | \$0 | \$0 | \$0 | \$0 | \$224,573 |
| Investment Agreement Earnings | \$0 | \$0 | \$0 | \$0 | \$0 | \$0 | \$0 |
| Other Investment Earnings | \$9 | \$0 | \$0 | \$0 | \$0 | \$3 | \$13 |
| <u>Miscellaneous</u> | <u>\$0</u> | <u>\$0</u> | <u>\$0</u> | <u>\$0</u> | <u>\$0</u> | <u>\$0</u> | <u>\$0</u> |
| Total Sources | \$224,582 | \$0 | \$0 | \$0 | \$0 | \$3 | \$224,586 |
| Uses of Funds | | | | | | | |
| Interest Payments | \$0 | \$0 | \$0 | \$0 | \$0 | \$0 | \$0 |
| Principal Payments | \$0 | \$0 | \$0 | \$0 | \$0 | \$0 | \$0 |
| Public Facilities | \$0 | \$0 | \$0 | \$0 | \$0 | \$0 | \$0 |
| Professional Services | \$0 | \$0 | \$0 | \$0 | \$0 | \$0 | \$0 |
| <u>Miscellaneous</u> | <u>\$0</u> | <u>\$0</u> | <u>\$0</u> | <u>\$0</u> | <u>\$0</u> | <u>\$0</u> | <u>\$0</u> |
| Total Uses | \$0 | \$0 | \$0 | \$0 | \$0 | \$0 | \$0 |
| Transfers | (\$1,007,124) | \$0 | \$0 | \$0 | \$0 | \$0 | (\$1,007,124) |
| Ending Balance | \$339,739 | \$0 | \$0 | \$54,225 | \$206 | \$413,353 | \$807,522 |



5000 Birch Street, Suite 6000
Newport Beach, CA 92660

**COMMUNITY FACILITIES DISTRICT NO. 13 OF THE POWAY UNIFIED SCHOOL DISTRICT
SERIES 2013B SPECIAL TAX BONDS
JANUARY 2021**

| <u>Fund / Account</u> | <u>Special Tax Fund 7150888 A</u> | <u>Interest Account 7150888 B</u> | <u>Principal Account 7150888 C</u> | <u>Admin Expense Fund 7150888 I</u> | <u>Redemption Fund 7150888 R</u> | <u>Custodial Account 7150833</u> | <u>Total</u> |
|-------------------------------|---------------------------------------|---------------------------------------|--|---|--|--|--------------|
| Beginning Balance | \$339,739 | \$0 | \$0 | \$54,225 | \$206 | \$413,353 | \$807,522 |
| Sources of Funds | | | | | | | |
| Bond Proceeds | \$0 | \$0 | \$0 | \$0 | \$0 | \$0 | \$0 |
| Special Tax Receipts | \$495,243 | \$0 | \$0 | \$0 | \$0 | \$0 | \$495,243 |
| Investment Agreement Earnings | \$0 | \$0 | \$0 | \$0 | \$0 | \$0 | \$0 |
| Other Investment Earnings | \$6 | \$0 | \$0 | \$0 | \$0 | \$4 | \$10 |
| <u>Miscellaneous</u> | <u>\$0</u> | <u>\$0</u> | <u>\$0</u> | <u>\$0</u> | <u>\$0</u> | <u>\$0</u> | <u>\$0</u> |
| Total Sources | \$495,249 | \$0 | \$0 | \$0 | \$0 | \$4 | \$495,253 |
| Uses of Funds | | | | | | | |
| Interest Payments | \$0 | \$0 | \$0 | \$0 | \$0 | \$0 | \$0 |
| Principal Payments | \$0 | \$0 | \$0 | \$0 | \$0 | \$0 | \$0 |
| Public Facilities | \$0 | \$0 | \$0 | \$0 | \$0 | \$0 | \$0 |
| Professional Services | \$0 | \$0 | \$0 | \$0 | \$0 | \$0 | \$0 |
| <u>Miscellaneous</u> | <u>\$0</u> | <u>\$0</u> | <u>\$0</u> | <u>\$0</u> | <u>\$0</u> | <u>\$0</u> | <u>\$0</u> |
| Total Uses | \$0 | \$0 | \$0 | \$0 | \$0 | \$0 | \$0 |
| Transfers | (\$38,047) | \$0 | \$0 | \$38,047 | \$0 | \$0 | \$0 |
| Ending Balance | \$796,941 | \$0 | \$0 | \$92,272 | \$206 | \$413,356 | \$1,302,775 |



5000 Birch Street, Suite 6000
Newport Beach, CA 92660

www.FinanceDTA.com

**COMMUNITY FACILITIES DISTRICT NO. 13 OF THE POWAY UNIFIED SCHOOL DISTRICT
SERIES 2013B SPECIAL TAX BONDS
FEBRUARY 2021**

| <u>Fund / Account</u> | <u>Special Tax Fund 7150888 A</u> | <u>Interest Account 7150888 B</u> | <u>Principal Account 7150888 C</u> | <u>Admin Expense Fund 7150888 I</u> | <u>Redemption Fund 7150888 R</u> | <u>Custodial Account 7150833</u> | <u>Total</u> |
|-------------------------------|---------------------------------------|---------------------------------------|--|---|--|--|--------------|
| Beginning Balance | \$796,941 | \$0 | \$0 | \$92,272 | \$206 | \$413,356 | \$1,302,775 |
| Sources of Funds | | | | | | | |
| Bond Proceeds | \$0 | \$0 | \$0 | \$0 | \$0 | \$0 | \$0 |
| Special Tax Receipts | \$48,837 | \$0 | \$0 | \$0 | \$0 | \$0 | \$48,837 |
| Investment Agreement Earnings | \$0 | \$0 | \$0 | \$0 | \$0 | \$0 | \$0 |
| Other Investment Earnings | \$4 | \$0 | \$0 | \$1 | \$0 | \$4 | \$8 |
| <u>Miscellaneous</u> | <u>\$0</u> | <u>\$0</u> | <u>\$0</u> | <u>\$0</u> | <u>\$0</u> | <u>\$0</u> | <u>\$0</u> |
| Total Sources | \$48,841 | \$0 | \$0 | \$1 | \$0 | \$4 | \$48,845 |
| Uses of Funds | | | | | | | |
| Interest Payments | \$0 | \$0 | \$0 | \$0 | \$0 | \$0 | \$0 |
| Principal Payments | \$0 | \$0 | \$0 | \$0 | \$0 | \$0 | \$0 |
| Public Facilities | \$0 | \$0 | \$0 | \$0 | \$0 | \$0 | \$0 |
| Professional Services | \$0 | \$0 | \$0 | (\$2,207) | \$0 | \$0 | (\$2,207) |
| <u>Miscellaneous</u> | <u>\$0</u> | <u>\$0</u> | <u>\$0</u> | <u>\$0</u> | <u>\$0</u> | <u>\$0</u> | <u>\$0</u> |
| Total Uses | \$0 | \$0 | \$0 | (\$2,207) | \$0 | \$0 | (\$2,207) |
| Transfers | \$0 | \$0 | \$0 | \$0 | \$0 | \$0 | \$0 |
| Ending Balance | \$845,782 | \$0 | \$0 | \$90,066 | \$206 | \$413,360 | \$1,349,413 |



5000 Birch Street, Suite 6000
Newport Beach, CA 92660

**COMMUNITY FACILITIES DISTRICT NO. 13 OF THE POWAY UNIFIED SCHOOL DISTRICT
SERIES 2013B SPECIAL TAX BONDS
MARCH 2021**

| <u>Fund / Account</u> | <u>Special Tax Fund 7150888 A</u> | <u>Interest Account 7150888 B</u> | <u>Principal Account 7150888 C</u> | <u>Admin Expense Fund 7150888 I</u> | <u>Redemption Fund 7150888 R</u> | <u>Custodial Account 7150833</u> | <u>Total</u> |
|-------------------------------|---------------------------------------|---------------------------------------|--|---|--|--|--------------|
| Beginning Balance | \$845,782 | \$0 | \$0 | \$90,066 | \$206 | \$413,360 | \$1,349,413 |
| Sources of Funds | | | | | | | |
| Bond Proceeds | \$0 | \$0 | \$0 | \$0 | \$0 | \$0 | \$0 |
| Special Tax Receipts | \$71,998 | \$0 | \$0 | \$0 | \$0 | \$0 | \$71,998 |
| Investment Agreement Earnings | \$0 | \$0 | \$0 | \$0 | \$0 | \$0 | \$0 |
| Other Investment Earnings | \$6 | \$0 | \$0 | \$1 | \$0 | \$3 | \$10 |
| <u>Miscellaneous</u> | <u>\$0</u> | <u>\$0</u> | <u>\$0</u> | <u>\$0</u> | <u>\$0</u> | <u>\$0</u> | <u>\$0</u> |
| Total Sources | \$72,004 | \$0 | \$0 | \$1 | \$0 | \$3 | \$72,008 |
| Uses of Funds | | | | | | | |
| Interest Payments | \$0 | (\$117,844) | \$0 | \$0 | \$0 | \$0 | (\$117,844) |
| Principal Payments | \$0 | \$0 | \$0 | \$0 | \$0 | \$0 | \$0 |
| Public Facilities | \$0 | \$0 | \$0 | \$0 | \$0 | \$0 | \$0 |
| Professional Services | \$0 | \$0 | \$0 | \$0 | \$0 | \$0 | \$0 |
| <u>Miscellaneous</u> | <u>\$0</u> | <u>\$0</u> | <u>\$0</u> | <u>\$0</u> | <u>\$0</u> | <u>\$0</u> | <u>\$0</u> |
| Total Uses | \$0 | (\$117,844) | \$0 | \$0 | \$0 | \$0 | (\$117,844) |
| Transfers | (\$117,844) | \$117,844 | \$0 | \$0 | \$0 | \$0 | \$0 |
| Ending Balance | \$799,942 | \$0 | \$0 | \$90,066 | \$206 | \$413,363 | \$1,303,577 |



5000 Birch Street, Suite 6000
Newport Beach, CA 92660

**COMMUNITY FACILITIES DISTRICT NO. 13 OF THE POWAY UNIFIED SCHOOL DISTRICT
SERIES 2013B SPECIAL TAX BONDS
APRIL 2021**

| <u>Fund / Account</u> | <u>Special Tax Fund 7150888 A</u> | <u>Interest Account 7150888 B</u> | <u>Principal Account 7150888 C</u> | <u>Admin Expense Fund 7150888 I</u> | <u>Redemption Fund 7150888 R</u> | <u>Custodial Account 7150833</u> | <u>Total</u> |
|-------------------------------|---------------------------------------|---------------------------------------|--|---|--|--|--------------|
| Beginning Balance | \$799,942 | \$0 | \$0 | \$90,066 | \$206 | \$413,363 | \$1,303,577 |
| Sources of Funds | | | | | | | |
| Bond Proceeds | \$0 | \$0 | \$0 | \$0 | \$0 | \$0 | \$0 |
| Special Tax Receipts | \$167,810 | \$0 | \$0 | \$0 | \$0 | \$0 | \$167,810 |
| Investment Agreement Earnings | \$0 | \$0 | \$0 | \$0 | \$0 | \$0 | \$0 |
| Other Investment Earnings | \$6 | \$0 | \$0 | \$1 | \$0 | \$4 | \$11 |
| <u>Miscellaneous</u> | <u>\$0</u> | <u>\$0</u> | <u>\$0</u> | <u>\$0</u> | <u>\$0</u> | <u>\$0</u> | <u>\$0</u> |
| Total Sources | \$167,816 | \$0 | \$0 | \$1 | \$0 | \$4 | \$167,821 |
| Uses of Funds | | | | | | | |
| Interest Payments | \$0 | \$0 | \$0 | \$0 | \$0 | \$0 | \$0 |
| Principal Payments | \$0 | \$0 | \$0 | \$0 | \$0 | \$0 | \$0 |
| Public Facilities | \$0 | \$0 | \$0 | \$0 | \$0 | \$0 | \$0 |
| Professional Services | \$0 | \$0 | \$0 | (\$3,000) | \$0 | \$0 | (\$3,000) |
| <u>Miscellaneous</u> | <u>\$0</u> | <u>\$0</u> | <u>\$0</u> | <u>\$0</u> | <u>\$0</u> | <u>\$0</u> | <u>\$0</u> |
| Total Uses | \$0 | \$0 | \$0 | (\$3,000) | \$0 | \$0 | (\$3,000) |
| Transfers | \$0 | \$0 | \$0 | \$0 | \$0 | \$0 | \$0 |
| Ending Balance | \$967,759 | \$0 | \$0 | \$87,067 | \$206 | \$413,367 | \$1,468,398 |

APPENDIX C

Poway Unified School District
Community Facilities District No. 13
Fiscal Year 2021-2022 Administration Report



DEBT SERVICE SCHEDULE

**POWAY UNIFIED SCHOOL DISTRICT
COMMUNITY FACILITIES DISTRICT NO. 13
SERIES 2013 SPECIAL TAX BONDS
DEBT SERVICE SCHEDULE (AS OF APRIL 2021)**

| Bond Year Ending 9/1 | Principal Amount/ Sinking Fund Payment | Interest Payment | Debt Service Payment | Remaining Principal (as of 9/2) |
|---------------------------------|---|-----------------------------|-------------------------------------|--|
| 2021 | \$80,000.00 | \$235,687.50 | \$315,687.50 | \$4,950,000.00 |
| 2022 | \$90,000.00 | \$232,487.50 | \$322,487.50 | \$4,860,000.00 |
| 2023 | \$100,000.00 | \$229,787.50 | \$329,787.50 | \$4,760,000.00 |
| 2024 | \$110,000.00 | \$226,662.50 | \$336,662.50 | \$4,650,000.00 |
| 2025 | \$120,000.00 | \$223,087.50 | \$343,087.50 | \$4,530,000.00 |
| 2026 | \$130,000.00 | \$219,037.50 | \$349,037.50 | \$4,400,000.00 |
| 2027 | \$140,000.00 | \$214,487.50 | \$354,487.50 | \$4,260,000.00 |
| 2028 | \$155,000.00 | \$209,412.50 | \$364,412.50 | \$4,105,000.00 |
| 2029 | \$165,000.00 | \$203,600.00 | \$368,600.00 | \$3,940,000.00 |
| 2030 | \$180,000.00 | \$197,000.00 | \$377,000.00 | \$3,760,000.00 |
| 2031 | \$195,000.00 | \$188,000.00 | \$383,000.00 | \$3,565,000.00 |
| 2032 | \$215,000.00 | \$178,250.00 | \$393,250.00 | \$3,350,000.00 |
| 2033 | \$230,000.00 | \$167,500.00 | \$397,500.00 | \$3,120,000.00 |
| 2034 | \$250,000.00 | \$156,000.00 | \$406,000.00 | \$2,870,000.00 |
| 2035 | \$270,000.00 | \$143,500.00 | \$413,500.00 | \$2,600,000.00 |
| 2036 | \$295,000.00 | \$130,000.00 | \$425,000.00 | \$2,305,000.00 |
| 2037 | \$320,000.00 | \$115,250.00 | \$435,250.00 | \$1,985,000.00 |
| 2038 | \$340,000.00 | \$99,250.00 | \$439,250.00 | \$1,645,000.00 |
| 2039 | \$370,000.00 | \$82,250.00 | \$452,250.00 | \$1,275,000.00 |
| 2040 | \$395,000.00 | \$63,750.00 | \$458,750.00 | \$880,000.00 |
| 2041 | \$425,000.00 | \$44,000.00 | \$469,000.00 | \$455,000.00 |
| 2042 | \$455,000.00 | \$22,750.00 | \$477,750.00 | \$0.00 |
| Total | \$5,030,000.00 | \$3,581,750.00 | \$8,611,750.00 | N/A |

APPENDIX D

Poway Unified School District
Community Facilities District No. 13
Fiscal Year 2021-2022 Administration Report



SUMMARY OF PREPAYMENTS

**Poway Unified School District
Community Facilities District No. 13
Prepaid Parcels (As of June 7, 2021)**

| <u>APN</u> | <u>Bond Call Date</u> | <u>Bond Call Amount</u> |
|---|-----------------------|-------------------------|
| 267-420-21-00 | NA | NA |
| Total Number of Parcels Prepaid: | | 1 |

APPENDIX E

Poway Unified School District
Community Facilities District No. 13
Fiscal Year 2021-2022 Administration Report



**ANNUAL SPECIAL
TAX ROLL, FISCAL
YEAR 2021-2022**

Appendix E

Poway Unified School District
CFD No. 13
FY 2021-2022 Special Tax Levy

| <u>Assessor's Parcel Number</u> | <u>FY 2021-2022 Special Tax</u> | <u>Assessor's Parcel Number</u> | <u>FY 2021-2022 Special Tax</u> |
|---------------------------------|---------------------------------|---------------------------------|---------------------------------|
| 267-061-01-00 | \$4,447.14 | 267-390-24-00 | \$4,276.24 |
| 267-061-02-00 | \$4,447.14 | 267-390-25-00 | \$2,989.24 |
| 267-061-03-00 | \$4,447.14 | 267-390-26-00 | \$3,819.54 |
| 267-061-04-00 | \$4,447.14 | 267-390-27-00 | \$2,989.24 |
| 267-061-05-00 | \$4,447.14 | 267-390-28-00 | \$2,989.24 |
| 267-061-06-00 | \$4,447.14 | 267-390-29-00 | \$3,811.16 |
| 267-061-07-00 | \$4,447.14 | 267-390-30-00 | \$2,982.66 |
| 267-061-08-00 | \$4,447.14 | 267-390-31-00 | \$2,982.66 |
| 267-061-09-00 | \$4,447.14 | 267-390-32-00 | \$4,266.90 |
| 267-061-10-00 | \$4,447.14 | 267-390-33-00 | \$3,811.16 |
| 267-061-11-00 | \$4,447.14 | 267-420-01-00 | \$3,843.26 |
| 267-061-12-00 | \$4,447.14 | 267-420-02-00 | \$3,294.22 |
| 267-061-13-00 | \$4,447.14 | 267-420-03-00 | \$3,294.22 |
| 267-061-14-00 | \$4,447.14 | 267-420-04-00 | \$3,294.22 |
| 267-061-15-00 | \$4,447.14 | 267-420-05-00 | \$3,294.22 |
| 267-061-16-00 | \$4,447.14 | 267-420-06-00 | \$3,294.22 |
| 267-061-17-00 | \$4,447.14 | 267-420-07-00 | \$3,294.22 |
| 267-061-18-00 | \$4,447.14 | 267-420-08-00 | \$3,294.22 |
| 267-061-19-00 | \$4,447.14 | 267-420-09-00 | \$3,294.22 |
| 267-061-20-00 | \$4,447.14 | 267-420-10-00 | \$3,258.06 |
| 267-061-21-00 | \$4,447.14 | 267-420-11-00 | \$3,294.22 |
| 267-061-22-00 | \$4,447.14 | 267-420-12-00 | \$3,294.22 |
| 267-061-23-00 | \$4,447.14 | 267-420-13-00 | \$3,294.22 |
| 267-061-24-00 | \$4,447.14 | 267-420-14-00 | \$3,843.28 |
| 267-061-25-00 | \$4,447.14 | 267-420-15-00 | \$3,294.22 |
| 267-061-26-00 | \$4,447.14 | 267-420-16-00 | \$3,843.28 |
| 267-061-27-00 | \$4,447.14 | 267-420-17-00 | \$3,202.72 |
| 267-061-28-00 | \$4,447.14 | 267-420-18-00 | \$3,202.72 |
| 267-061-29-00 | \$4,447.14 | 267-420-19-00 | \$3,202.72 |
| 267-061-30-00 | \$4,447.14 | 267-420-20-00 | \$3,202.72 |
| 267-390-06-00 | \$2,982.66 | 267-420-22-00 | \$2,989.24 |
| 267-390-07-00 | \$3,811.16 | 267-420-23-00 | \$3,487.46 |
| 267-390-08-00 | \$4,266.90 | 267-420-24-00 | \$3,487.46 |
| 267-390-09-00 | \$2,982.66 | 267-420-25-00 | \$2,989.24 |
| 267-390-10-00 | \$2,982.66 | 267-420-26-00 | \$3,487.46 |
| 267-390-11-00 | \$2,989.24 | 267-420-27-00 | \$3,819.54 |
| 267-390-12-00 | \$4,276.24 | 267-420-28-00 | \$2,989.24 |
| 267-390-13-00 | \$3,811.16 | 267-420-29-00 | \$2,989.24 |
| 267-390-14-00 | \$2,982.66 | 267-420-30-00 | \$3,819.54 |
| 267-390-15-00 | \$2,989.24 | 267-420-31-00 | \$3,202.72 |
| 267-390-16-00 | \$2,989.24 | 267-420-32-00 | \$2,989.24 |
| 267-390-17-00 | \$2,989.24 | 267-420-33-00 | \$2,989.24 |
| 267-390-18-00 | \$4,276.24 | 267-420-34-00 | \$3,202.72 |
| 267-390-19-00 | \$3,819.54 | 267-420-35-00 | \$3,487.46 |
| 267-390-20-00 | \$4,276.24 | 267-420-36-00 | \$3,819.54 |
| 267-390-21-00 | \$2,989.24 | 267-421-01-00 | \$3,258.06 |
| 267-390-22-00 | \$2,989.24 | 267-421-02-00 | \$3,258.06 |
| 267-390-23-00 | \$2,989.24 | 267-421-03-00 | \$3,294.22 |

Appendix E

Poway Unified School District
CFD No. 13
FY 2021-2022 Special Tax Levy

| <u>Assessor's Parcel Number</u> | <u>FY 2021-2022 Special Tax</u> | <u>Assessor's Parcel Number</u> | <u>FY 2021-2022 Special Tax</u> |
|---------------------------------|---------------------------------|---------------------------------|---------------------------------|
| 267-421-04-00 | \$3,294.22 | 267-422-10-00 | \$3,294.22 |
| 267-421-05-00 | \$3,294.22 | 267-422-11-00 | \$3,294.22 |
| 267-421-06-00 | \$3,294.22 | 267-422-12-00 | \$3,294.22 |
| 267-421-07-00 | \$3,294.22 | 267-422-13-00 | \$3,294.22 |
| 267-421-08-00 | \$3,294.22 | 267-422-14-00 | \$3,294.22 |
| 267-421-09-00 | \$3,294.22 | 267-422-15-00 | \$3,294.22 |
| 267-421-10-00 | \$3,294.22 | 267-422-16-00 | \$3,294.22 |
| 267-421-11-00 | \$3,294.22 | 267-422-17-00 | \$3,294.22 |
| 267-421-12-00 | \$3,294.22 | 267-422-18-00 | \$3,258.06 |
| 267-421-13-00 | \$3,294.22 | 267-422-19-00 | \$3,258.06 |
| 267-421-14-00 | \$3,294.22 | 267-422-20-00 | \$3,258.06 |
| 267-421-15-00 | \$3,294.22 | 267-422-21-00 | \$3,258.06 |
| 267-421-16-00 | \$3,294.22 | 267-422-22-00 | \$3,258.06 |
| 267-421-17-00 | \$3,294.22 | 267-422-23-00 | \$3,258.06 |
| 267-421-18-00 | \$3,294.22 | 267-422-24-00 | \$3,258.06 |
| 267-421-19-00 | \$3,294.22 | 267-422-25-00 | \$3,258.06 |
| 267-421-20-00 | \$3,294.22 | 267-422-26-00 | \$3,258.06 |
| 267-421-21-00 | \$3,294.22 | 267-422-27-00 | \$3,258.06 |
| 267-421-22-00 | \$3,294.22 | 267-422-28-00 | \$3,258.06 |
| 267-421-23-00 | \$2,989.24 | 267-422-29-00 | \$3,258.06 |
| 267-421-24-00 | \$2,989.24 | 267-430-01-00 | \$4,599.26 |
| 267-421-25-00 | \$2,989.24 | 267-430-02-00 | \$4,875.22 |
| 267-421-26-00 | \$2,989.24 | 267-430-03-00 | \$4,599.26 |
| 267-421-27-00 | \$2,989.24 | 267-430-04-00 | \$4,391.16 |
| 267-421-28-00 | \$3,258.06 | 267-430-05-00 | \$4,142.58 |
| 267-421-29-00 | \$3,258.06 | 267-430-06-00 | \$3,811.16 |
| 267-421-30-00 | \$3,258.06 | 267-430-07-00 | \$4,142.58 |
| 267-421-31-00 | \$3,258.06 | 267-430-08-00 | \$4,151.70 |
| 267-421-32-00 | \$3,294.22 | 267-430-09-00 | \$4,400.80 |
| 267-421-33-00 | \$3,294.22 | 267-430-10-00 | \$4,151.70 |
| 267-421-34-00 | \$3,736.50 | 267-430-11-00 | \$4,400.80 |
| 267-421-35-00 | \$2,989.24 | 267-430-12-00 | \$4,575.32 |
| 267-421-36-00 | \$2,989.24 | 267-430-13-00 | \$4,599.26 |
| 267-421-37-00 | \$2,989.24 | 267-430-14-00 | \$4,875.22 |
| 267-421-38-00 | \$2,989.24 | 267-430-15-00 | \$4,849.82 |
| 267-421-39-00 | \$2,989.24 | 267-430-16-00 | \$4,575.32 |
| 267-421-40-00 | \$2,989.24 | 267-430-17-00 | \$4,575.32 |
| 267-421-41-00 | \$3,202.72 | 267-430-18-00 | \$4,209.32 |
| 267-421-42-00 | \$3,202.72 | 267-430-19-00 | \$3,294.22 |
| 267-421-43-00 | \$3,202.72 | 267-430-20-00 | \$4,599.26 |
| 267-422-01-00 | \$3,294.22 | 267-430-21-00 | \$4,875.22 |
| 267-422-02-00 | \$3,294.22 | 267-430-22-00 | \$4,575.32 |
| 267-422-03-00 | \$3,294.22 | 267-430-23-00 | \$4,849.82 |
| 267-422-04-00 | \$3,294.22 | 267-430-24-00 | \$3,819.54 |
| 267-422-05-00 | \$3,294.22 | 267-430-25-00 | \$4,400.80 |
| 267-422-06-00 | \$3,294.22 | 267-430-26-00 | \$3,819.54 |
| 267-422-07-00 | \$3,294.22 | 267-430-27-00 | \$4,400.80 |
| 267-422-08-00 | \$3,294.22 | 267-430-28-00 | \$3,819.54 |
| 267-422-09-00 | \$3,294.22 | 267-431-01-00 | \$4,151.70 |

Appendix E

Poway Unified School District
CFD No. 13
FY 2021-2022 Special Tax Levy

| <u>Assessor's Parcel Number</u> | <u>FY 2021-2022 Special Tax</u> | <u>Assessor's Parcel Number</u> | <u>FY 2021-2022 Special Tax</u> |
|---------------------------------|---------------------------------|---------------------------------|---------------------------------|
| 267-431-02-00 | \$4,400.80 | 267-432-16-00 | \$4,209.32 |
| 267-431-03-00 | \$4,575.32 | 267-432-17-00 | \$4,209.32 |
| 267-431-04-00 | \$4,575.32 | 267-432-18-00 | \$3,294.22 |
| 267-431-05-00 | \$4,849.82 | 267-432-19-00 | \$4,209.32 |
| 267-431-06-00 | \$4,575.32 | 267-432-20-00 | \$4,209.32 |
| 267-431-07-00 | \$4,875.22 | 267-432-21-00 | \$4,209.32 |
| 267-431-08-00 | \$4,599.26 | 267-432-22-00 | \$3,294.22 |
| 267-431-09-00 | \$4,875.22 | 267-432-23-00 | \$4,209.32 |
| 267-431-10-00 | \$4,575.32 | 267-432-24-00 | \$3,294.22 |
| 267-431-11-00 | \$4,849.82 | 267-432-25-00 | \$4,209.32 |
| 267-431-12-00 | \$4,575.32 | 267-432-26-00 | \$4,209.32 |
| 267-431-13-00 | \$4,849.82 | 267-432-27-00 | \$3,294.22 |
| 267-431-14-00 | \$4,575.32 | 267-432-28-00 | \$4,209.32 |
| 267-431-15-00 | \$4,849.82 | 267-432-36-00 | \$3,294.22 |
| 267-431-16-00 | \$4,575.32 | 267-440-01-00 | \$5,124.46 |
| 267-431-17-00 | \$4,575.32 | 267-440-02-00 | \$5,124.46 |
| 267-431-18-00 | \$4,575.32 | 267-440-03-00 | \$5,273.70 |
| 267-431-19-00 | \$4,849.82 | 267-440-04-00 | \$4,175.88 |
| 267-431-20-00 | \$4,575.32 | 267-440-05-00 | \$5,269.56 |
| 267-431-21-00 | \$4,575.32 | 267-440-06-00 | \$5,120.42 |
| 267-431-22-00 | \$4,849.82 | 267-440-07-00 | \$4,175.88 |
| 267-431-23-00 | \$4,849.82 | 267-440-08-00 | \$5,120.42 |
| 267-431-24-00 | \$4,849.82 | 267-440-09-00 | \$5,120.42 |
| 267-431-25-00 | \$4,575.32 | 267-440-10-00 | \$5,269.56 |
| 267-431-26-00 | \$4,575.32 | 267-440-11-00 | \$5,269.56 |
| 267-431-27-00 | \$4,575.32 | 267-440-12-00 | \$5,269.56 |
| 267-431-28-00 | \$4,875.22 | 267-440-13-00 | \$5,269.56 |
| 267-431-29-00 | \$4,599.26 | 267-440-14-00 | \$5,120.42 |
| 267-431-30-00 | \$4,849.82 | 267-440-15-00 | \$4,175.88 |
| 267-431-31-00 | \$4,575.32 | 267-440-16-00 | \$5,124.46 |
| 267-431-32-00 | \$4,575.32 | 267-440-17-00 | \$5,273.70 |
| 267-431-33-00 | \$4,849.82 | 267-440-18-00 | \$5,273.70 |
| 267-431-34-00 | \$4,151.70 | 267-440-19-00 | \$5,273.70 |
| 267-431-35-00 | \$4,400.80 | 267-440-20-00 | \$5,269.56 |
| 267-432-01-00 | \$4,875.22 | 267-440-21-00 | \$5,269.56 |
| 267-432-02-00 | \$4,599.26 | 267-440-22-00 | \$5,120.42 |
| 267-432-03-00 | \$4,875.22 | 267-440-23-00 | \$5,269.56 |
| 267-432-04-00 | \$4,599.26 | 267-440-24-00 | \$5,269.56 |
| 267-432-05-00 | \$4,875.22 | 267-440-25-00 | \$5,120.42 |
| 267-432-06-00 | \$4,875.22 | 267-440-26-00 | \$5,269.56 |
| 267-432-07-00 | \$4,599.26 | 267-440-27-00 | \$4,175.88 |
| 267-432-08-00 | \$4,875.22 | 267-440-28-00 | \$4,175.88 |
| 267-432-09-00 | \$3,843.28 | 267-440-29-00 | \$5,120.42 |
| 267-432-10-00 | \$3,294.22 | 267-440-30-00 | \$5,120.42 |
| 267-432-11-00 | \$4,209.32 | 267-440-31-00 | \$5,124.46 |
| 267-432-12-00 | \$4,209.32 | 267-440-32-00 | \$5,273.70 |
| 267-432-13-00 | \$3,294.22 | 267-440-33-00 | \$5,124.46 |
| 267-432-14-00 | \$4,209.32 | 267-440-34-00 | \$5,273.70 |
| 267-432-15-00 | \$3,294.22 | 267-440-35-00 | \$5,124.46 |


Appendix E

Poway Unified School District
CFD No. 13
FY 2021-2022 Special Tax Levy

| <u>Assessor's Parcel Number</u> | <u>FY 2021-2022 Special Tax</u> | <u>Assessor's Parcel Number</u> | <u>FY 2021-2022 Special Tax</u> |
|---------------------------------|---------------------------------|---------------------------------|---------------------------------|
| 267-440-36-00 | \$5,120.42 | 267-441-45-00 | \$5,269.56 |
| 267-440-37-00 | \$5,120.42 | 267-441-46-00 | \$5,120.42 |
| 267-440-38-00 | \$5,269.56 | 267-441-47-00 | \$5,269.56 |
| 267-440-39-00 | \$5,269.56 | 267-441-48-00 | \$4,175.88 |
| 267-440-40-00 | \$5,269.56 | 267-441-49-00 | \$5,269.56 |
| 267-441-01-00 | \$4,175.88 | 267-441-50-00 | \$5,120.42 |
| 267-441-02-00 | \$5,269.56 | 267-441-51-00 | \$5,269.56 |
| 267-441-03-00 | \$5,269.56 | 267-441-52-00 | \$5,269.56 |
| 267-441-04-00 | \$5,120.42 | 267-441-53-00 | \$4,175.88 |
| 267-441-05-00 | \$4,175.88 | 267-441-54-00 | \$4,175.88 |
| 267-441-06-00 | \$5,120.42 | 267-441-55-00 | \$5,120.42 |
| 267-441-07-00 | \$5,269.56 | 267-441-56-00 | \$5,269.56 |
| 267-441-08-00 | \$5,269.56 | 267-441-57-00 | \$5,120.42 |
| 267-441-09-00 | \$5,120.42 | 267-441-58-00 | \$5,120.42 |
| 267-441-10-00 | \$5,120.42 | 267-441-59-00 | \$5,120.42 |
| 267-441-11-00 | \$5,120.42 | 267-441-60-00 | \$5,120.42 |
| 267-441-12-00 | \$4,175.88 | 267-441-61-00 | \$4,175.88 |
| 267-441-13-00 | \$5,120.42 | 267-441-62-00 | \$5,269.56 |
| 267-441-14-00 | \$5,120.42 | 267-441-63-00 | \$5,120.42 |
| 267-441-15-00 | \$5,269.56 | 267-441-64-00 | \$4,175.88 |
| 267-441-16-00 | \$4,175.88 | 267-441-65-00 | \$5,120.42 |
| 267-441-17-00 | \$5,269.56 | 267-441-66-00 | \$5,269.56 |
| 267-441-18-00 | \$5,120.42 | 267-441-67-00 | \$5,120.42 |
| 267-441-19-00 | \$4,175.88 | 267-441-68-00 | \$4,175.88 |
| 267-441-20-00 | \$5,120.42 | 267-441-69-00 | \$5,269.56 |
| 267-441-21-00 | \$5,269.56 | 267-441-70-00 | \$5,269.56 |
| 267-441-22-00 | \$5,120.42 | 267-442-01-00 | \$4,209.32 |
| 267-441-23-00 | \$5,120.42 | 267-442-02-00 | \$3,294.22 |
| 267-441-24-00 | \$5,120.42 | 267-442-03-00 | \$4,209.32 |
| 267-441-25-00 | \$5,269.56 | 267-442-04-00 | \$3,294.22 |
| 267-441-26-00 | \$5,120.42 | 267-442-05-00 | \$4,209.32 |
| 267-441-27-00 | \$5,269.56 | 267-442-06-00 | \$4,209.32 |
| 267-441-28-00 | \$5,269.56 | 267-442-07-00 | \$3,294.22 |
| 267-441-29-00 | \$5,120.42 | 267-442-08-00 | \$4,209.32 |
| 267-441-30-00 | \$5,120.42 | 267-442-09-00 | \$3,294.22 |
| 267-441-31-00 | \$5,269.56 | 267-442-10-00 | \$4,209.32 |
| 267-441-32-00 | \$4,175.88 | 267-442-11-00 | \$3,294.22 |
| 267-441-33-00 | \$5,269.56 | 267-442-12-00 | \$4,209.32 |
| 267-441-34-00 | \$5,120.42 | 267-442-13-00 | \$4,209.32 |
| 267-441-35-00 | \$5,269.56 | 267-442-14-00 | \$3,294.22 |
| 267-441-36-00 | \$5,120.42 | | |
| 267-441-37-00 | \$5,120.42 | | |
| 267-441-38-00 | \$5,120.42 | | |
| 267-441-39-00 | \$5,269.56 | | |
| 267-441-40-00 | \$5,269.56 | | |
| 267-441-41-00 | \$5,269.56 | | |
| 267-441-42-00 | \$5,269.56 | | |
| 267-441-43-00 | \$5,269.56 | | |
| 267-441-44-00 | \$4,175.88 | | |

Appendix E
Poway Unified School District
CFD No. 13
FY 2021-2022 Special Tax Levy

| <u>Assessor's Parcel Number</u> | <u>FY 2021-2022 Special Tax</u> | <u>Assessor's Parcel Number</u> | <u>FY 2021-2022 Special Tax</u> |
|---------------------------------|-------------------------------------|---------------------------------|---------------------------------|
| | Total FY 2021-2022 Special Tax Levy | | \$1,590,587.88 |
| | Total Number of Parcels Taxed | | 381 |



dta
Municipal
Solutions

www.FinanceDTA.com

5000 BIRCH STREET, SUITE 3000
NEWPORT BEACH, CA 92660
PHONE: (800) 969-4DTA

Public Finance
Public-Private Partnerships
Development Economics
Clean Energy Bonds