



www.FinanceDTA.com

**FISCAL YEAR 2019-2020
CONTINUING DISCLOSURE
ANNUAL REPORT**

\$10,065,000

POWAY UNIFIED SCHOOL DISTRICT

PUBLIC FINANCING AUTHORITY

2014B SPECIAL TAX REVENUE BONDS

JANUARY 31, 2021

**Public Finance
Public-Private Partnerships
Development Economics
Clean Energy Bond**

***Newport Beach / San Jose / San Francisco / Riverside
Dallas / Houston / Raleigh / Tampa***



www.FinanceDTA.com

5000 Birch Street, Suite 3000
Newport Beach, CA 92660

FISCAL YEAR 2019-2020 CONTINUING DISCLOSURE ANNUAL REPORT

\$10,065,000

Poway Unified School District
Public Financing Authority
2014B Special Tax Revenue Bonds

Prepared for:
Poway Unified School District
15250 Avenue of Science
San Diego, CA 92128

TABLE OF CONTENTS

<u>SECTION</u>	<u>PAGE</u>
INTRODUCTION.....	1
A. Authority Information	1
I Audited Financial Statements of the Authority	1
II Principal Amount of Outstanding Bonds.....	1
III Bond Fund Balance	2
IV Surplus Fund Balance.....	2
V Reserve Fund Balance/Reserve Requirement	2
B. District Information.....	2
I Estimated Assessed Value-To-Lien Ratios By Land Use/Debt Service Schedules	2
II Special Tax Levy.....	2
III Foreclosure Proceedings.....	3
IV Top Taxpayers (Greater Than 5% Of Total Special Tax Levy)	3
V Special Tax Delinquencies	3
VI Special Tax Delinquencies (Top Taxpayers).....	3
VII California Debt and Investment Advisory Commission Fiscal Status Reports	4
VIII Changes to the Rates and Method of Apportionment.....	4
IX Additional Bond Information.....	4

APPENDICES

APPENDIX A	ESTIMATED ASSESSED VALUE-TO-LIEN RATIOS
APPENDIX B	DEBT SERVICE SCHEDULES
APPENDIX C	SPECIAL TAX DELINQUENCIES
APPENDIX D	CALIFORNIA DEBT AND INVESTMENT ADVISORY

**COMMISSION FISCAL STATUS
REPORTS**

APPENDIX E ADDITIONAL BOND INFORMATION

**APPENDIX F FUND AND ACCOUNT BALANCES –
LOCAL OBLIGATIONS**



www.FinanceDTA.com

INTRODUCTION

This Continuing Disclosure Annual Report ("Annual Report") has been prepared pursuant to Sections 3 and 4 of the Continuing Disclosure Agreement (the "Disclosure Agreement") executed in connection with the issuance of the \$10,065,000 Poway Unified School District Public Financing Authority (the "Authority") Special Tax Revenue Bonds, Series 2014B (the "Bonds"), which are secured by Authority revenues supported by local obligation debt service payments made by Zone 2 and Zone 3 (each a "Zone" and collectively "Zones") of Community Facilities District No. 11 (the "District") of the Poway Unified School District (the "School District"). Unless otherwise defined above, all capitalized terms used herein shall have the meanings set forth in the Disclosure Agreement.

The Authority has agreed under Sections 3 and 4 Disclosure Agreement and pursuant to Rule 15c2-12 of the Securities and Exchange Commission to submit certain annual financial information and operating data via the Electronic Municipal Market Access ("EMMA") system of the Municipal Securities Rulemaking Board ("MSRB"). The information contained in this Annual Report is for the Fiscal Year ending June 30, 2020 (i.e., Fiscal Year 2019-2020), unless otherwise indicated.

Contents of the Annual Report

This Annual Report contains the information requested in Section 4 of the Disclosure Agreement.

A. With respect to the Authority, the Authority's Annual Report shall provide the following information:

- I Audited Financial Statements of the Authority prepared in accordance with generally accepted accounting principles as promulgated to apply to government entities from time to time by the Governmental Accounting Standards Board. If audited financial statements are not available, at the time required for filing, unaudited financial statements shall be submitted with the Annual Report, and audited financial statements shall be submitted once available. For purposes of this section, the financial statements of the School District shall be deemed to be the financial statements of the Authority.

The Authority does not prepare audited financial statements, however, the School District's audited financial statements for Fiscal Year 2019-2020 will be filed separately via EMMA and are hereby incorporated by reference.

- II Principal amount of Bonds and any refunding bonds outstanding as of a date within 60 days preceding the date of the Annual Report;

The principal amount of Bonds outstanding as of January 1, 2021 was \$9,180,000.

III Balance in the Bond Fund as of a date within 60 days preceding the date of the Annual Report;

Please refer to the table below for the balance in each account established under the Bond Fund as of January 1, 2021.

Table 1: Fund Balances

Fund/Account	Balance as of January 1, 2021
Bond Fund	
Interest Account	\$0
Principal Account	\$0
Redemption Account	\$0

IV Balance in the Authority Surplus Fund as of a date within 60 days preceding the date of the Annual Report;

The balance in the Authority Surplus Fund as of January 1, 2021 was \$113,851.

V Balance in the Reserve Fund and statement of Reserve Requirement as of a date within 60 days preceding the date of the Annual Report.

The Reserve Requirement as of January 1, 2021 was \$918,918. The balance in the Reserve Fund as of January 1, 2021 was \$925,788.

B. With respect to the District, the District's Annual Report shall provide the following information with respect to such District, the applicable Zone(s) and its applicable CFD Bonds:

I A table summarizing assessed value-to-lien ratios for the property in each applicable Zone and by applicable Rate and Method of Apportionment of Special Taxes land use categories. The assessed values in such table will be determined by reference to the value of the parcels within the applicable Zone on which the Special Taxes are levied, as shown on the assessment roll of the San Diego County Assessor last equalized prior to the September 30 next preceding the Annual Report Date. The lien values in such table will include all CFD Bonds and any parity bonds with respect to the applicable Zone(s), but need not include other debt secured by a tax or assessments levied on parcels within a Zone and estimated debt service on any bonds or parity bonds of the District for the related bond year;

Please refer to "Estimated Assessed Value-to-Lien Ratios" in Appendix A attached and "Debt Service Schedules" in Appendix B attached.

II Information regarding the annual Special Taxes levied with respect to the applicable Zone(s), whether in the case of Developed Property the amounts are

the maximum available levy under the Rate and Method of Apportionment of Special Tax, the amount collected, delinquent amounts and percent delinquent for the most recent Fiscal Year;

Please refer to "Special Tax Delinquencies" in Appendix C attached. For Fiscal Year 2019-2020, the Special Tax was levied at 100% of the Assigned Special Tax rates for Developed Property.¹

III Status of foreclosure proceedings of parcels within the applicable Zone(s) and summary of results of foreclosure sales, if available;

The District, on behalf of Zone 2 and Zone 3, does not have any active foreclosure proceedings and is not currently required to commence foreclosure proceedings upon delinquent properties based on the current level of delinquencies.

IV A land ownership summary listing property owners, if any, responsible for more than 5% of the Special Tax levy as shown on the assessment roll of the San Diego County Assessor last equalized prior to the September 30 next preceding the Annual Report Date, a summary of the Special Taxes levied on the property within the applicable Zone(s) owned by such property owners, and the assessed value of such property, as shown on such assessment roll;

There are no property owners responsible for more than 5% of the Fiscal Year 2020-2021 Special Tax levy in either Zone.

V Concerning delinquent parcels as of the immediately preceding August 15;

- Number of parcels in the applicable Zone(s) delinquent in payment of Special Tax,
- Total of such delinquency and percentage of delinquency in relation to total Special Tax levy, and
- Status of the actions taken by the District related to any foreclosure proceedings upon delinquent properties within the applicable Zone(s);

Please refer to "Special Tax Delinquencies" in Appendix C attached.

The District, on behalf of Zone 2 and Zone 3, does not have any active foreclosure proceedings and is not currently required to commence foreclosure proceedings upon delinquent properties based on the current level of delinquencies.

VI Identity of any delinquent taxpayer obligated for greater than 5% of the annual

¹ Technically, the Rate and Method of Apportionment of Special Tax states that the Maximum Special Tax for each parcel of Developed Property shall be the greater of (i) the Assigned Special Tax or (ii) the Backup Special Tax. In this Annual Report, all discussion of Maximum Special Tax rates for each parcel of Developed Property shall focus on the Assigned Special Tax.

Special Tax levy as of the immediately preceding August 15, plus:

- Assessed value of applicable properties, and
- Summary of results of foreclosure sales, if available;

There is no delinquent taxpayer obligated for greater than 5% of the Fiscal Year 2019-2020 Special Tax levy in either Zone.

VII A copy of any report for or concerning the District with respect to the applicable Zone(s) as of the immediately preceding October 31 required under State law;

Please refer to "California Debt and Investment Advisory Commission Fiscal Status Reports" in Appendix D attached. The following reports are included:

- Marks-Roos Yearly Fiscal Status Reports
 - Authority Issue: Series 2014B
 - Local Obligors: Series 2014, Zone 2 of CFD No. 11
 - Local Obligors: Series 2014, Zone 3 of CFD No. 11
- Mello-Roos Yearly Fiscal Status Reports
 - Series 2014, Zone 2 of CFD No. 11
 - Series 2014, Zone 3 of CFD No. 11

VIII Any changes to the Rate and Method of Apportionment of Special Tax with respect to the applicable Zone(s) approved or submitted to the qualified electors of the applicable Zone(s) for approval prior to the filing of the Annual Report;

There have been no changes made to the Rate and Method of Apportionment of Special Tax approved or submitted to the qualified electors of the District for approval.


IX With respect to each applicable Zone, the following information:

- The amount of bonds authorized for the applicable Zone(s),
- The amount of bonds issued,
- The date of issuance of such bonds,
- A description of the use of the proceeds of bonds issued, and
- Balance as of a date within 60 days preceding the date of the Annual Report, of any other fund not referenced above;

Please refer to "Additional Bond Information" in Appendix E attached and "Fund and Account Balances – Local Obligations" in Appendix F attached.

APPENDIX A

Poway Unified School District
Public Financing Authority
2014B Special Tax Revenue Bonds
Fiscal Year 2019-2020
Continuing Disclosure Annual Report



ESTIMATED ASSESSED VALUE-TO-LIEN RATIOS

**POWAY UNIFIED SCHOOL DISTRICT
PUBLIC FINANCING AUTHORITY
SPECIAL TAX REVENUE BONDS, SERIES 2014B
ESTIMATED ASSESSED VALUE-TO-LIEN RATIOS**

ZONE 2 OF CFD NO. 11

Tax Class / (Land Use) [1]	Number of Units	Poway USD CFD No. 11, Zone 2 FY 2020-2021 Levy	Poway USD CFD No. 11, Zone 2 Bonds Outstanding [2]	Assessed Value [3]	Estimated Assessed Value-to-Lien Ratio [4]
Tax Class 1 (Attached / Detached)	195	\$569,852	\$7,075,000	\$261,284,866	36.93

[1] Classification pursuant to the Rate and Method of Apportionment of Special Tax.

[2] As of September 2, 2020. Allocated based on Fiscal Year 2020-2021 levy.

[3] Fiscal Year 2020-2021 assessed value information as of January 1, 2020 provided by the San Diego County Assessor. Assessed value is calculated as the sum of land value and improvement value.

[4] Calculated by dividing the Assessed Value column by the Poway USD CFD No. 11, Zone 2 Bonds Outstanding column.

**POWAY UNIFIED SCHOOL DISTRICT
PUBLIC FINANCING AUTHORITY
SPECIAL TAX REVENUE BONDS, SERIES 2014B
ESTIMATED ASSESSED VALUE-TO-LIEN RATIOS**

ZONE 3 OF CFD NO. 11

Tax Class / (Land Use) [1]	Number of Units	Poway USD CFD No. 11, Zone 3 FY 2020-2021 Levy	Poway USD CFD No. 11, Zone 3 Bonds Outstanding [2]	Assessed Value [3]	Estimated Assessed Value-to-Lien Ratio [4]
Tax Class 1 (Attached / Detached)	321	\$931,202	\$10,280,000	\$433,958,760	42.21

[1] Classification pursuant to the Rate and Method of Apportionment of Special Tax.

[2] As of September 2, 2020. Allocated based on Fiscal Year 2020-2021 levy.

[3] Fiscal Year 2020-2021 assessed value information as of January 1, 2020 provided by the San Diego County Assessor. Assessed value is calculated as the sum of land value and improvement value.

[4] Calculated by dividing the Assessed Value column by the Poway USD CFD No. 11, Zone 3 Bonds Outstanding column.

APPENDIX B

Poway Unified School District
Public Financing Authority
2014B Special Tax Revenue Bonds
Fiscal Year 2019-2020
Continuing Disclosure Annual Report



DEBT SERVICE SCHEDULES

**POWAY UNIFIED SCHOOL DISTRICT
COMMUNITY FACILITIES DISTRICT NO. 11, ZONE 2
SERIES 2013 SPECIAL TAX REFUNDING BONDS
DEBT SERVICE SCHEDULE (AS OF OCTOBER 2020)**

Bond Year Ending 9/1	Principal Amount/ Sinking Fund Payment	Interest Payment	Debt Service Payment	Remaining Principal (as of 9/2)
2021	\$60,000.00	\$79,300.00	\$139,300.00	\$1,570,000.00
2022	\$75,000.00	\$76,900.00	\$151,900.00	\$1,495,000.00
2023	\$85,000.00	\$73,900.00	\$158,900.00	\$1,410,000.00
2024	\$100,000.00	\$70,500.00	\$170,500.00	\$1,310,000.00
2025	\$105,000.00	\$65,500.00	\$170,500.00	\$1,205,000.00
2026	\$125,000.00	\$60,250.00	\$185,250.00	\$1,080,000.00
2027	\$140,000.00	\$54,000.00	\$194,000.00	\$940,000.00
2028	\$155,000.00	\$47,000.00	\$202,000.00	\$785,000.00
2029	\$170,000.00	\$39,250.00	\$209,250.00	\$615,000.00
2030	\$185,000.00	\$30,750.00	\$215,750.00	\$430,000.00
2031	\$210,000.00	\$21,500.00	\$231,500.00	\$220,000.00
2032	\$220,000.00	\$11,000.00	\$231,000.00	\$0.00
Total	\$1,630,000.00	\$629,850.00	\$2,259,850.00	N/A

**POWAY UNIFIED SCHOOL DISTRICT
COMMUNITY FACILITIES DISTRICT NO. 11, ZONE 2
SERIES 2014 SPECIAL TAX BONDS
DEBT SERVICE SCHEDULE (AS OF OCTOBER 2020)**

Bond Year Ending 9/1	Principal Amount/ Sinking Fund Payment	Interest Payment	Debt Service Payment	Remaining Principal (as of 9/2)
2021	\$15,000.00	\$112,606.25	\$127,606.25	\$2,305,000.00
2022	\$15,000.00	\$112,006.25	\$127,006.25	\$2,290,000.00
2023	\$20,000.00	\$111,406.25	\$131,406.25	\$2,270,000.00
2024	\$20,000.00	\$110,606.25	\$130,606.25	\$2,250,000.00
2025	\$25,000.00	\$109,806.25	\$134,806.25	\$2,225,000.00
2026	\$25,000.00	\$108,931.25	\$133,931.25	\$2,200,000.00
2027	\$30,000.00	\$107,993.75	\$137,993.75	\$2,170,000.00
2028	\$35,000.00	\$106,793.75	\$141,793.75	\$2,135,000.00
2029	\$40,000.00	\$105,393.75	\$145,393.75	\$2,095,000.00
2030	\$35,000.00	\$103,793.75	\$138,793.75	\$2,060,000.00
2031	\$35,000.00	\$102,393.75	\$137,393.75	\$2,025,000.00
2032	\$40,000.00	\$100,950.00	\$140,950.00	\$1,985,000.00
2033	\$0.00	\$99,250.00	\$99,250.00	\$1,985,000.00
2034	\$0.00	\$99,250.00	\$99,250.00	\$1,985,000.00
2035	\$0.00	\$99,250.00	\$99,250.00	\$1,985,000.00
2036	\$10,000.00	\$99,250.00	\$109,250.00	\$1,975,000.00
2037	\$15,000.00	\$98,750.00	\$113,750.00	\$1,960,000.00
2038	\$10,000.00	\$98,000.00	\$108,000.00	\$1,950,000.00
2039	\$40,000.00	\$97,500.00	\$137,500.00	\$1,910,000.00
2040	\$605,000.00	\$95,500.00	\$700,500.00	\$1,305,000.00
2041	\$645,000.00	\$65,250.00	\$710,250.00	\$660,000.00
2042	\$660,000.00	\$33,000.00	\$693,000.00	\$0.00
Total	\$2,320,000.00	\$2,177,681.25	\$4,497,681.25	N/A

**POWAY UNIFIED SCHOOL DISTRICT
COMMUNITY FACILITIES DISTRICT NO. 11, ZONE 2
SERIES 2017 SPECIAL TAX REFUNDING BONDS
DEBT SERVICE SCHEDULE (AS OF OCTOBER 2020)**

Bond Year Ending 9/1	Principal Amount/ Sinking Fund Payment	Interest Payment	Debt Service Payment	Remaining Principal (as of 9/2)
2021	\$20,000.00	\$117,342.50	\$137,342.50	\$3,105,000.00
2022	\$25,000.00	\$116,542.50	\$141,542.50	\$3,080,000.00
2023	\$25,000.00	\$115,542.50	\$140,542.50	\$3,055,000.00
2024	\$25,000.00	\$114,542.50	\$139,542.50	\$3,030,000.00
2025	\$25,000.00	\$113,542.50	\$138,542.50	\$3,005,000.00
2026	\$25,000.00	\$112,542.50	\$137,542.50	\$2,980,000.00
2027	\$30,000.00	\$111,542.50	\$141,542.50	\$2,950,000.00
2028	\$30,000.00	\$110,342.50	\$140,342.50	\$2,920,000.00
2029	\$30,000.00	\$109,330.00	\$139,330.00	\$2,890,000.00
2030	\$30,000.00	\$108,280.00	\$138,280.00	\$2,860,000.00
2031	\$35,000.00	\$107,192.50	\$142,192.50	\$2,825,000.00
2032	\$35,000.00	\$105,880.00	\$140,880.00	\$2,790,000.00
2033	\$340,000.00	\$104,655.00	\$444,655.00	\$2,450,000.00
2034	\$360,000.00	\$92,415.00	\$452,415.00	\$2,090,000.00
2035	\$385,000.00	\$79,365.00	\$464,365.00	\$1,705,000.00
2036	\$405,000.00	\$64,927.50	\$469,927.50	\$1,300,000.00
2037	\$420,000.00	\$49,740.00	\$469,740.00	\$880,000.00
2038	\$440,000.00	\$33,990.00	\$473,990.00	\$440,000.00
2039	\$440,000.00	\$17,050.00	\$457,050.00	\$0.00
Total	\$3,125,000.00	\$1,784,765.00	\$4,909,765.00	N/A

**POWAY UNIFIED SCHOOL DISTRICT
COMMUNITY FACILITIES DISTRICT NO. 11, ZONE 3
SERIES 2013 SPECIAL TAX REFUNDING BONDS
DEBT SERVICE SCHEDULE (AS OF OCTOBER 2020)**

Bond Year Ending 9/1	Principal Amount/ Sinking Fund Payment	Interest Payment	Debt Service Payment	Remaining Principal (as of 9/2)
2021	\$45,000.00	\$60,900.00	\$105,900.00	\$1,205,000.00
2022	\$55,000.00	\$59,100.00	\$114,100.00	\$1,150,000.00
2023	\$60,000.00	\$56,900.00	\$116,900.00	\$1,090,000.00
2024	\$70,000.00	\$54,500.00	\$124,500.00	\$1,020,000.00
2025	\$85,000.00	\$51,000.00	\$136,000.00	\$935,000.00
2026	\$95,000.00	\$46,750.00	\$141,750.00	\$840,000.00
2027	\$110,000.00	\$42,000.00	\$152,000.00	\$730,000.00
2028	\$120,000.00	\$36,500.00	\$156,500.00	\$610,000.00
2029	\$130,000.00	\$30,500.00	\$160,500.00	\$480,000.00
2030	\$150,000.00	\$24,000.00	\$174,000.00	\$330,000.00
2031	\$155,000.00	\$16,500.00	\$171,500.00	\$175,000.00
2032	\$175,000.00	\$8,750.00	\$183,750.00	\$0.00
Total	\$1,250,000.00	\$487,400.00	\$1,737,400.00	N/A

**POWAY UNIFIED SCHOOL DISTRICT
COMMUNITY FACILITIES DISTRICT NO. 11, ZONE 3
SERIES 2014 SPECIAL TAX BONDS
DEBT SERVICE SCHEDULE (AS OF OCTOBER 2020)**

Bond Year Ending 9/1	Principal Amount/ Sinking Fund Payment	Interest Payment	Debt Service Payment	Remaining Principal (as of 9/2)
2021	\$75,000.00	\$324,937.50	\$399,937.50	\$6,785,000.00
2022	\$80,000.00	\$321,937.50	\$401,937.50	\$6,705,000.00
2023	\$95,000.00	\$318,737.50	\$413,737.50	\$6,610,000.00
2024	\$105,000.00	\$314,937.50	\$419,937.50	\$6,505,000.00
2025	\$115,000.00	\$310,737.50	\$425,737.50	\$6,390,000.00
2026	\$130,000.00	\$306,712.50	\$436,712.50	\$6,260,000.00
2027	\$140,000.00	\$301,837.50	\$441,837.50	\$6,120,000.00
2028	\$155,000.00	\$296,237.50	\$451,237.50	\$5,965,000.00
2029	\$170,000.00	\$290,037.50	\$460,037.50	\$5,795,000.00
2030	\$180,000.00	\$283,237.50	\$463,237.50	\$5,615,000.00
2031	\$200,000.00	\$276,037.50	\$476,037.50	\$5,415,000.00
2032	\$210,000.00	\$267,787.50	\$477,787.50	\$5,205,000.00
2033	\$185,000.00	\$258,862.50	\$443,862.50	\$5,020,000.00
2034	\$205,000.00	\$251,000.00	\$456,000.00	\$4,815,000.00
2035	\$225,000.00	\$240,750.00	\$465,750.00	\$4,590,000.00
2036	\$255,000.00	\$229,500.00	\$484,500.00	\$4,335,000.00
2037	\$265,000.00	\$216,750.00	\$481,750.00	\$4,070,000.00
2038	\$315,000.00	\$203,500.00	\$518,500.00	\$3,755,000.00
2039	\$355,000.00	\$187,750.00	\$542,750.00	\$3,400,000.00
2040	\$775,000.00	\$170,000.00	\$945,000.00	\$2,625,000.00
2041	\$830,000.00	\$131,250.00	\$961,250.00	\$1,795,000.00
2042	\$875,000.00	\$89,750.00	\$964,750.00	\$920,000.00
2043	\$920,000.00	\$46,000.00	\$966,000.00	\$0.00
Total	\$6,860,000.00	\$5,638,287.50	\$12,498,287.50	N/A

**POWAY UNIFIED SCHOOL DISTRICT
COMMUNITY FACILITIES DISTRICT NO. 11, ZONE 3
SERIES 2017 SPECIAL TAX REFUNDING BONDS
DEBT SERVICE SCHEDULE (AS OF OCTOBER 2020)**

Bond Year Ending 9/1	Principal Amount/ Sinking Fund Payment	Interest Payment	Debt Service Payment	Remaining Principal (as of 9/2)
2021	\$60,000.00	\$81,680.00	\$141,680.00	\$2,110,000.00
2022	\$60,000.00	\$79,280.00	\$139,280.00	\$2,050,000.00
2023	\$65,000.00	\$76,880.00	\$141,880.00	\$1,985,000.00
2024	\$65,000.00	\$74,280.00	\$139,280.00	\$1,920,000.00
2025	\$70,000.00	\$71,680.00	\$141,680.00	\$1,850,000.00
2026	\$75,000.00	\$68,880.00	\$143,880.00	\$1,775,000.00
2027	\$75,000.00	\$65,880.00	\$140,880.00	\$1,700,000.00
2028	\$80,000.00	\$62,880.00	\$142,880.00	\$1,620,000.00
2029	\$80,000.00	\$60,180.00	\$140,180.00	\$1,540,000.00
2030	\$85,000.00	\$57,380.00	\$142,380.00	\$1,455,000.00
2031	\$85,000.00	\$54,298.76	\$139,298.76	\$1,370,000.00
2032	\$90,000.00	\$51,111.26	\$141,111.26	\$1,280,000.00
2033	\$165,000.00	\$47,961.26	\$212,961.26	\$1,115,000.00
2034	\$175,000.00	\$42,021.26	\$217,021.26	\$940,000.00
2035	\$180,000.00	\$35,677.50	\$215,677.50	\$760,000.00
2036	\$185,000.00	\$28,927.50	\$213,927.50	\$575,000.00
2037	\$195,000.00	\$21,990.00	\$216,990.00	\$380,000.00
2038	\$190,000.00	\$14,677.50	\$204,677.50	\$190,000.00
2039	\$190,000.00	\$7,362.50	\$197,362.50	\$0.00
Total	\$2,170,000.00	\$1,003,027.54	\$3,173,027.54	N/A

APPENDIX C

Poway Unified School District
Public Financing Authority
2014B Special Tax Revenue Bonds
Fiscal Year 2019-2020
Continuing Disclosure Annual Report



**SPECIAL TAX
DELINQUENCIES**

**POWAY UNIFIED SCHOOL DISTRICT
PUBLIC FINANCING AUTHORITY
SPECIAL TAX REVENUE BONDS, SERIES 2014B
SPECIAL TAX DELINQUENCIES**

ZONE 2 OF CFD NO. 11

Fiscal Year	Total Tax Levy	Number of Delinquent Parcels at FY End [1]	Fiscal Year Amount Collected [1]	Fiscal Year Amount Delinquent [1]	Fiscal Year Delinquency Rate [1]	Number of Delinquent Parcels as of 8/13/2020 [2]	Remaining Delinquency as of 8/13/2020 [2]	Remaining Delinquency Rate as of 8/13/2020 [2]
2017-2018	\$556,260	3	\$552,129	\$4,131	0.74%	1	\$1,377	0.25%
2018-2019	\$564,577	5	\$553,341	\$11,235	1.99%	2	\$4,213	0.75%
2019-2020	\$575,869	5	\$564,409	\$11,460	1.99%	5	\$11,460	1.99%

[1] As of approximately June 30 of the Fiscal Year in which Special Taxes were levied.

[1] Pursuant to Section 4(b)(v) of the Disclosure Agreement, the table above should reflect delinquencies as of August 15, 2020. The closest data available, as shown above, is as of August 13, 2020 provided by the County of San Diego.

**POWAY UNIFIED SCHOOL DISTRICT
PUBLIC FINANCING AUTHORITY
SPECIAL TAX REVENUE BONDS, SERIES 2014B
SPECIAL TAX DELINQUENCIES**

ZONE 3 OF CFD NO. 11


Fiscal Year	Total Tax Levy	Number of Delinquent Parcels at FY End [1]	Fiscal Year Amount Collected [1]	Fiscal Year Amount Delinquent [1]	Fiscal Year Delinquency Rate [1]	Number of Delinquent Parcels as of 8/13/2020 [2]	Remaining Delinquency as of 8/13/2020 [2]	Remaining Delinquency Rate as of 8/13/2020 [2]
2018-2019	\$903,409	7	\$892,256	\$11,153	1.23%	1	\$1,394	0.15%
2019-2020	\$921,475	7	\$907,255	\$14,220	1.54%	7	\$14,220	1.54%

[1] As of approximately June 30 of the Fiscal Year in which Special Taxes were levied.

[1] Pursuant to Section 4(b)(v) of the Disclosure Agreement, the table above should reflect delinquencies as of August 15, 2020. The closest data available, as shown above, is as of August 13, 2020 provided by the County of San Diego.

APPENDIX D

Poway Unified School District
Public Financing Authority
2014B Special Tax Revenue Bonds
Fiscal Year 2019-2020
Continuing Disclosure Annual Report



CALIFORNIA DEBT AND INVESTMENT ADVISORY COMMISSION FISCAL STATUS REPORTS

Submitted:
Friday, October 30, 2020
5:06:48PM
CDIAC #: 2014-1231

**STATE OF CALIFORNIA
MARKS-ROOS YEARLY FISCAL STATUS REPORT
FOR AUTHORITY ISSUE**

California Debt and Investment Advisory Commission
915 Capitol Mall, Room 400, Sacramento, CA 95814
P.O. Box 942809, Sacramento, CA 94209-0001
(916) 653-3269 Fax (916) 654-7440

For Office Use Only
Fiscal Year _____

California Government Code Section 6599.1 requires that all issuers selling Marks-Roos bonds, which is part of the Marks-Roos Local Bond Pooling Act of 1985, after January 1, 1996 are required to report specific information to the Commission by October 30th of the current year and each year thereafter, until maturity.

I. GENERAL INFORMATION

A. Authority Issuer Poway Unified School District Public Financing Authority

B. Name/ Title/ Series of Bond Issue 2014 Spec Tax Rev Bonds

Senior Issue Yes ☐ No ☒ Subordinate Issue Yes ☐ No ☒

C. Project Name CFD No 11 StoneBridge Estates Zones 2 & 3 Series B

D. Date of Bond Issue 7/16/2014

E. Original Principal Amount of Bonds \$10,065,000.00

F. Reserve Fund Minimum Balance Required Yes ☒ Amount \$924,433.00 No ☐

G. Total Issuance Costs \$0.00
(Report Issuance Costs only at initial filing)

II. FUND BALANCE FISCAL STATUS

Balances Reported as of: 6/30/2020

A. Principal Amount of Bonds Outstanding \$9,385,000.00

B. Total Bond Reserve Fund \$925,742.00

Bond Reserve Cash \$925,742.00 Bond Reserve Surety Bond \$0.00

C. Capitalized Interest Fund \$0.00

III. AUTHORITY FINANCIAL INFORMATION

A. Fees Paid for Professional Services (Annual Totals)

1. Type of Services	2. Amount of Fees
	\$0.00
	\$0.00
	\$0.00
	\$0.00
	\$0.00

(Attach additional sheets if necessary.) Total Professional Fees \$0.00

B. Local Obligor

1. Issuer/Borrower	2. Bond Purchase (BP), Loan (L) or Other (O)	3. Original Amount of Purchase, Loan or Other (from Authority Issue)	4. Administration Fee (Charged to LOB) this FY	5. CDIAC Number
Zone 2 of CFD 11	BP	\$2,565,000.00	\$0.00	
Zone 3 of CFD 11	BP	\$7,500,000.00	\$0.00	

Submitted:
Friday, October 30, 2020
5:06:48PM
CDIAC #: 2014-1231

**STATE OF CALIFORNIA
MARKS-ROOS YEARLY FISCAL STATUS REPORT
FOR AUTHORITY ISSUE**

California Debt and Investment Advisory Commission
915 Capitol Mall, Room 400, Sacramento, CA 95814
P.O. Box 942809, Sacramento, CA 94209-0001
(916) 653-3269 Fax (916) 654-7440

For Office Use Only
Fiscal Year _____

C. Investment Contracts

1. Terms of Investment Contracts

a. Final Maturity of the Investment Contract

b. Other (see Guidelines for explanation)

2. Commission/Fee for Contract Total \$0.00

3. Interest Earnings on Contract Current \$0.00

D. Does this Agency participate in the County's Teeter Plan?

Yes ☐

No ☒

IV. ISSUE RETIRED

This issue is retired and no longer subject to the Yearly Fiscal Status report filing requirements.

(Indicate reason for retirement)

Matured ☐ Redeemed Entirely ☐ Other ☐

If Matured, indicate final maturity date:

If Redeemed Entirely, state refunding bond title & CDIAC #:

and redemption date:

If Other:

and date:

V. NAME OF PARTY COMPLETING THIS FORM

Name Nehal Thumar

Title Vice President

Firm/ Agency DTA

Address 5000 Birch Street, Suite 3000

City/ State/ Zip Newport Beach, CA 92660

Phone Number (949) 955-1500

Date of Report 10/30/2020

E-Mail nehal@financedta.com

VI. COMMENTS:

Submitted:
Friday, October 30, 2020
5:06:48PM
CDIAC #: 2014-1231

STATE OF CALIFORNIA
MARKS-ROOS YEARLY FISCAL STATUS REPORT
FOR AUTHORITY ISSUE

California Debt and Investment Advisory Commission
915 Capitol Mall, Room 400, Sacramento, CA 95814
P.O. Box 942809, Sacramento, CA 94209-0001
(916) 653-3269 Fax (916) 654-7440

For Office Use Only
Fiscal Year _____

Local Obligor (continued)

1. Issuer/Borrower	2. Bond Purchase (BP), Loan (L) or Other (O)	3. Original Amount of Purchase, Loan or Other (from Authority Issue)	4. Administration Fee (Charged to LOB) this FY	5. CDIAC Number

Submitted:

Friday, October 30, 2020

4:10:08PM

CDIAC #: 2014-1232

STATE OF CALIFORNIA
MARKS-ROOS YEARLY FISCAL STATUS REPORT
FOR LOCAL OBLIGORS

California Debt and Investment Advisory Commission
915 Capitol Mall, Room 400, Sacramento, CA 95814
P.O. Box 942809, Sacramento, CA 94209-0001
Tel: (916) 653-3269 Fax (916) 654-7440

For Office Use Only

Fiscal Year _____

California Government Code Section 6599.1 requires that all issuers selling Marks-Roos bonds, which is part of the Marks-Roos Local Bond Pooling Act of 1985, after January 1, 1996 are required to report specific information to the Commission by October 30th of the current year and each year thereafter, until maturity.

I. GENERAL INFORMATION

A. Local Obligor Issuer Poway Unified School District CFD No 11

B. Name/ Title/ Series of Bond Issue 2014 Spec Tax Rev Bonds

C. Project Name Zone 2 StoneBridge Estates

D. Date of Bond Issue/Loan 7/16/2014

E. Original Principal Amount of Bonds/Loan \$2,565,000.00

F. Reserve Fund Minimum Balance Required Yes ☐ Amount: \$0.00 No ☒
Part of Authority Reserve Fund Yes ☒ Percent of Reserve fund: 25.52% No ☐

G. Name of Authority that purchased debt Poway Unified School District Public Financing Authority

H. Date of Authority Bond(s) Issuance 7/16/2014

II. FUND BALANCE FISCAL STATUS

Balances Reported as of : 6/30/2020

A. Principal Amount of Bonds/Loan Outstanding \$2,395,000.00

B. Bond Reserve Fund \$0.00

C. Capitalized Interest Fund \$0.00

D. Administrative Fee Charged by Authority \$0.00

III. DELINQUENT REPORTING INFORMATION

Have delinquent Taxes been reported: Yes ☒ No ☐

Delinquent Parcel Information Reported as of Equalized Tax Roll of: 9/30/2020

A. Delinquency Rate 1.99%

B. Does this Agency participate in the County's Teeter Plan: Yes ☐ No ☒

C. Taxes Due \$575,869.02

D. Taxes Unpaid \$11,460.08

IV. ISSUE RETIRED

This issue is retired and no longer subject to the Yearly Fiscal Status report filing requirements. (Indicate reason for retirement)

Matured ☐ Redeemed/Repaid Entirely ☐ Other ☐

If Matured, indicate final maturity date:

If Redeemed/Repaid Entirely, state refunding bond title/ Loan, and CDIAC#:

and redemption/repayment date:

If Other:

and date:

V. NAME OF PARTY COMPLETING THIS FORM

Name Nehal Thumar
Title Vice President
Firm/ Agency DTA
Address 5000 Birch Street, Suite 3000
City/ State/ Zip Newport Beach, CA 92660
Phone Number (949) 955-1500
E-Mail nehal@financedta.com

Date of Report 10/30/2020

Submitted:

Friday, October 30, 2020

4:10:08PM

CDIAC #: 2014-1232

STATE OF CALIFORNIA
MARKS-ROOS YEARLY FISCAL STATUS REPORT
FOR LOCAL OBLIGORS

California Debt and Investment Advisory Commission
915 Capitol Mall, Room 400, Sacramento, CA 95814
P.O. Box 942809, Sacramento, CA 94209-0001
Tel: (916) 653-3269 Fax (916) 654-7440

For Office Use Only

Fiscal Year _____

VI. COMMENTS:

Submitted:

Friday, October 30, 2020

3:24:54PM

CDIAC #: 2014-1233

STATE OF CALIFORNIA
MARKS-ROOS YEARLY FISCAL STATUS REPORT
FOR LOCAL OBLIGORS

California Debt and Investment Advisory Commission
915 Capitol Mall, Room 400, Sacramento, CA 95814
P.O. Box 942809, Sacramento, CA 94209-0001
Tel: (916) 653-3269 Fax (916) 654-7440

For Office Use Only

Fiscal Year _____

California Government Code Section 6599.1 requires that all issuers selling Marks-Roos bonds, which is part of the Marks-Roos Local Bond Pooling Act of 1985, after January 1, 1996 are required to report specific information to the Commission by October 30th of the current year and each year thereafter, until maturity.

I. GENERAL INFORMATION

A. Local Obligor Issuer Poway Unified School District CFD No 11

B. Name/ Title/ Series of Bond Issue 2014 Spec Tax Rev Bonds

C. Project Name Zone 3 StoneBridge Estates

D. Date of Bond Issue/Loan 7/16/2014

E. Original Principal Amount of Bonds/Loan \$7,500,000.00

F. Reserve Fund Minimum Balance Required Yes ☐ Amount: \$0.00 No ☒
Part of Authority Reserve Fund Yes ☒ Percent of Reserve fund: 74.48% No ☐

G. Name of Authority that purchased debt Poway Unified School District Public Financing Authority

H. Date of Authority Bond(s) Issuance 7/16/2014

II. FUND BALANCE FISCAL STATUS

Balances Reported as of : 6/30/2020

A. Principal Amount of Bonds/Loan Outstanding \$6,990,000.00

B. Bond Reserve Fund \$0.00

C. Capitalized Interest Fund \$0.00

D. Administrative Fee Charged by Authority \$0.00

III. DELINQUENT REPORTING INFORMATION

Have delinquent Taxes been reported: Yes ☒ No ☐

Delinquent Parcel Information Reported as of Equalized Tax Roll of: 9/30/2020

A. Delinquency Rate 1.39%

B. Does this Agency participate in the County's Teeter Plan: Yes ☐ No ☒

C. Taxes Due \$921,475.44

D. Taxes Unpaid \$12,798.27

IV. ISSUE RETIRED

This issue is retired and no longer subject to the Yearly Fiscal Status report filing requirements. (Indicate reason for retirement)

Matured ☐ Redeemed/Repaid Entirely ☐ Other ☐

If Matured, indicate final maturity date:

If Redeemed/Repaid Entirely, state refunding bond title/ Loan, and CDIAC#:

and redemption/repayment date:

If Other:

and date:

V. NAME OF PARTY COMPLETING THIS FORM

Name Nehal Thumar
Title Vice President
Firm/ Agency DTA
Address 5000 Birch Street, Suite 3000
City/ State/ Zip Newport Beach, CA 92660
Phone Number (949) 955-1500
E-Mail nehal@financedta.com

Date of Report 10/30/2020

Submitted:

Friday, October 30, 2020

3:24:54PM

CDIAC #: 2014-1233

STATE OF CALIFORNIA
MARKS-ROOS YEARLY FISCAL STATUS REPORT
FOR LOCAL OBLIGORS

California Debt and Investment Advisory Commission
915 Capitol Mall, Room 400, Sacramento, CA 95814
P.O. Box 942809, Sacramento, CA 94209-0001
Tel: (916) 653-3269 Fax (916) 654-7440

For Office Use Only

Fiscal Year _____

VI. COMMENTS:

Submitted:
Friday, October 30, 2020
4:00:44PM
CDIAC #: 2014-1232

**STATE OF CALIFORNIA
MELLO-ROOS COMMUNITY FACILITIES DISTRICT (CFD)
YEARLY FISCAL STATUS REPORT**

California Debt and Investment Advisory Commission
915 Capitol Mall, Room 400, Sacramento, CA 95814
P.O. Box 942809, Sacramento, CA 94209-0001
(916) 653-3269 Fax (916) 654-7440

For Office Use Only
Fiscal Year _____

I. GENERAL INFORMATION

A. Issuer Poway Unified School District CFD No 11

B. Project Name Zone 2 StoneBridge Estates

C. Name/ Title/ Series of Bond Issue 2014 Spec Tax Rev Bonds

D. Date of Bond Issue 7/16/2014

E. Original Principal Amount of Bonds \$2,565,000.00

F. Reserve Fund Minimum Balance Required Yes ☐ Amount \$0.00 No ☒

II. FUND BALANCE FISCAL STATUS

Balances Reported as of: 6/30/2020

A. Principal Amount of Bonds Outstanding \$2,395,000.00

B. Bond Reserve Fund \$0.00

C. Capitalized Interest Fund \$0.00

D. Construction Fund(s) \$0.00

III. ASSESSED VALUE OF ALL PARCELS IN CFD SUBJECT TO SPECIAL TAX

A. Assessed or Appraised Value Reported as of: 1/1/2020

☒ From Equalized Tax Roll

☐ From Appraisal of Property
(Use only in first year or before annual tax roll billing commences)

B. Total Assessed Value of All Parcels \$276,672,381.00

IV. TAX COLLECTION INFORMATION

A. Total Amount of Special Taxes Due Annually \$575,869.02

B. Total Amount of Unpaid Special Taxes Annually \$11,460.08

C. Does this agency participate in the County's Teeter Plan? N

V. DELINQUENT REPORTING INFORMATION

Delinquent Parcel Information Reported as of Equalized Tax Roll of: 9/30/2020

A. Total Number of Delinquent Parcels: 5

B. Total Amount of Taxes Due on Delinquent Parcels: \$17,050.22
(Do not include penalties, penalty interest, etc.)

VI. FORECLOSURE INFORMATION FOR FISCAL YEAR

(Aggregate totals, if foreclosure commenced on same date)

(Attach additional sheets if necessary.)

Date Foreclosure Commenced	Total Number of Foreclosure Parcels	Total Amount of Tax Due on Foreclosure Parcels
		\$0.00
		\$0.00
		\$0.00
		\$0.00
		\$0.00

Submitted:
Friday, October 30, 2020
4:00:44PM
CDIAC #: 2014-1232

**STATE OF CALIFORNIA
MELLO-ROOS COMMUNITY FACILITIES DISTRICT (CFD)
YEARLY FISCAL STATUS REPORT**

California Debt and Investment Advisory Commission
915 Capitol Mall, Room 400, Sacramento, CA 95814
P.O. Box 942809, Sacramento, CA 94209-0001
(916) 653-3269 Fax (916) 654-7440

For Office Use Only
Fiscal Year _____

VII. ISSUE RETIRED

This issue is retired and no longer subject to the Yearly Fiscal Status report filing requirements.
(Indicate reason for retirement)

Matured ☐ Redeemed Entirely ☐ Other ☐

If Matured, indicate final maturity date:

If Redeemed Entirely, state refunding bond title & CDIAC #:

and redemption date:

If Other:

and date:

VIII. NAME OF PARTY COMPLETING THIS FORM

Name	Nehal Thumar		
Title	Vice President		
Firm/ Agency	DTA		
Address	5000 Birch Street, Suite 3000		
City/ State/ Zip	Newport Beach, CA 92660		
Phone Number	(949) 955-1500	Date of Report	10/30/2020
E-Mail	nehal@financedta.com		

IX. ADDITIONAL COMMENTS:

Submitted:
Friday, October 30, 2020
3:11:24PM
CDIAC #: 2014-1233

**STATE OF CALIFORNIA
MELLO-ROOS COMMUNITY FACILITIES DISTRICT (CFD)
YEARLY FISCAL STATUS REPORT**

California Debt and Investment Advisory Commission
915 Capitol Mall, Room 400, Sacramento, CA 95814
P.O. Box 942809, Sacramento, CA 94209-0001
(916) 653-3269 Fax (916) 654-7440

For Office Use Only
Fiscal Year _____

I. GENERAL INFORMATION

A. Issuer Poway Unified School District CFD No 11

B. Project Name Zone 3 StoneBridge Estates

C. Name/ Title/ Series of Bond Issue 2014 Spec Tax Rev Bonds

D. Date of Bond Issue 7/16/2014

E. Original Principal Amount of Bonds \$7,500,000.00

F. Reserve Fund Minimum Balance Required Yes ☐ Amount \$0.00 No ☒

II. FUND BALANCE FISCAL STATUS

Balances Reported as of: 6/30/2020

A. Principal Amount of Bonds Outstanding \$6,990,000.00

B. Bond Reserve Fund \$0.00

C. Capitalized Interest Fund \$0.00

D. Construction Fund(s) \$0.00

III. ASSESSED VALUE OF ALL PARCELS IN CFD SUBJECT TO SPECIAL TAX

A. Assessed or Appraised Value Reported as of: 1/1/2020

☒ From Equalized Tax Roll

☐ From Appraisal of Property
(Use only in first year or before annual tax roll billing commences)

B. Total Assessed Value of All Parcels \$433,958,760.00

IV. TAX COLLECTION INFORMATION

A. Total Amount of Special Taxes Due Annually \$921,475.44

B. Total Amount of Unpaid Special Taxes Annually \$12,798.27

C. Does this agency participate in the County's Teeter Plan? N

V. DELINQUENT REPORTING INFORMATION

Delinquent Parcel Information Reported as of Equalized Tax Roll of: 9/30/2020

A. Total Number of Delinquent Parcels: 6

B. Total Amount of Taxes Due on Delinquent Parcels: \$14,192.42
(Do not include penalties, penalty interest, etc.)

VI. FORECLOSURE INFORMATION FOR FISCAL YEAR

(Aggregate totals, if foreclosure commenced on same date)

(Attach additional sheets if necessary.)

Date Foreclosure Commenced	Total Number of Foreclosure Parcels	Total Amount of Tax Due on Foreclosure Parcels
		\$0.00
		\$0.00
		\$0.00
		\$0.00
		\$0.00

Submitted:
Friday, October 30, 2020
3:11:24PM
CDIAC #: 2014-1233

**STATE OF CALIFORNIA
MELLO-ROOS COMMUNITY FACILITIES DISTRICT (CFD)
YEARLY FISCAL STATUS REPORT**

California Debt and Investment Advisory Commission
915 Capitol Mall, Room 400, Sacramento, CA 95814
P.O. Box 942809, Sacramento, CA 94209-0001
(916) 653-3269 Fax (916) 654-7440

For Office Use Only
Fiscal Year _____

VII. ISSUE RETIRED

This issue is retired and no longer subject to the Yearly Fiscal Status report filing requirements.
(Indicate reason for retirement)

Matured ☐ Redeemed Entirely ☐ Other ☐

If Matured, indicate final maturity date:

If Redeemed Entirely, state refunding bond title & CDIAC #:

and redemption date:

If Other:

and date:

VIII. NAME OF PARTY COMPLETING THIS FORM

Name Nehal Thumar

Title Vice President

Firm/ Agency DTA

Address 5000 Birch Street, Suite 3000

City/ State/ Zip Newport Beach, CA 92660

Phone Number (949) 955-1500


Date of Report 10/30/2020

E-Mail nehal@financedta.com

IX. ADDITIONAL COMMENTS:

APPENDIX E

Poway Unified School District
Public Financing Authority
2014B Special Tax Revenue Bonds
Fiscal Year 2019-2020
Continuing Disclosure Annual Report



ADDITIONAL BOND INFORMATION

**POWAY UNIFIED SCHOOL DISTRICT
PUBLIC FINANCING AUTHORITY
SPECIAL TAX REVENUE BONDS, SERIES 2014B
ADDITIONAL BOND INFORMATION**


Bond Issuance	Issuance Date	Use of Proceeds	Amount Issued	Amount Outstanding [1]	Amount Authorized
Original Bond Authorization					(\$60,000,000)
Zone 1 of CFD No. 11					
Special Tax Bonds, Series 2004	4/1/2004	Construction of elementary school seats at Morning Creek Elementary School, construction of middle school seats at Meadowbrook Middle School, and construction and improvements of high school seats at Mt. Carmel High School.	\$9,000,000	\$0	\$9,000,000
Special Tax Bonds, Series 2013	2/14/2013		\$10,310,000	\$8,550,000	\$2,390,000
Zone 1 Subtotal			\$19,310,000	\$8,550,000	\$11,390,000
Zone 2 of CFD No. 11					
Special Tax Bonds, Series 2009 [2]	7/2/2009	Construction of elementary school seats at Morning Creek Elementary School, construction of middle school seats at Meadowbrook Middle School, and construction and improvements of high school seats at Mt. Carmel High School.	\$5,150,000	\$0	\$5,150,000
Special Tax Bonds, Series 2014	8/7/2014		\$2,565,000	\$2,320,000	\$2,565,000
Special Tax Refunding Bonds, Series 2013	2/14/2013	Partially refunded the outstanding 2009 Special Tax Bonds	\$1,870,000	\$1,630,000	\$0
Special Tax Refunding Bonds, Series 2017	2/8/2017	Fully refunded the outstanding 2009 Special Tax Bonds	\$3,405,000	\$3,125,000	\$0
Zone 2 Subtotal			\$12,990,000	\$7,075,000	\$7,715,000
Zone 3 of CFD No. 11					
Special Tax Bonds, Series 2009 [2]	7/2/2009	Construction of elementary school seats at Morning Creek Elementary School, construction of middle school seats at Meadowbrook Middle School, and construction and improvements of high school seats at Mt. Carmel High School.	\$3,845,000	\$0	\$3,845,000
Special Tax Bonds, Series 2014	8/7/2014		\$7,500,000	\$6,860,000	\$7,500,000
Special Tax Refunding Bonds, Series 2013	2/14/2013	Partially refunded the outstanding 2009 Special Tax Bonds	\$1,390,000	\$1,250,000	\$0
Special Tax Refunding Bonds, Series 2017	2/8/2017	Fully refunded the outstanding 2009 Special Tax Bonds	\$2,410,000	\$2,170,000	\$0
Zone 3 Subtotal			\$15,145,000	\$10,280,000	\$11,345,000
Total Amount/(Remaining Authorization)			\$47,445,000	\$25,905,000	(\$29,550,000)

[1] As of September 2, 2020.

[2] Refunded by the Special Tax Refunding Bonds, Series 2013 & 2017.

APPENDIX F

Poway Unified School District
Public Financing Authority
2014B Special Tax Revenue Bonds
Fiscal Year 2019-2020
Continuing Disclosure Annual Report



FUND AND ACCOUNT BALANCES – LOCAL OBLIGATIONS

POWAY UNIFIED SCHOOL DISTRICT
PUBLIC FINANCING AUTHORITY
SPECIAL TAX REVENUE BONDS, SERIES 2014B
FUND AND ACCOUNT BALANCES - LOCAL OBLIGATIONS

Fund or Account	Balance as of 1/1/2021
<i>Zone 2 of CFD No. 11</i>	
Special Tax Fund	\$143,203
Interest Account	\$0
Principal Account	\$0
Administrative Expense Fund	\$23,642
Redemption Fund	\$4,365
Custodial Account	\$1,564,724
<i>Zone 3 of CFD No. 11</i>	
Special Tax Fund	\$216,437
Interest Account	\$0
Principal Account	\$0
Administrative Expense Fund	\$2,393
Redemption Fund	\$8,046
Custodial Account	\$1,393,422



www.FinanceDTA.com

5000 BIRCH STREET, SUITE 3000
NEWPORT BEACH, CA 92660
PHONE: (800) 969-4DTA

Public Finance
Public-Private Partnerships
Development Economics
Clean Energy Bonds