



www.FinanceDTA.com

**FISCAL YEAR 2019-2020
CONTINUING DISCLOSURE
ANNUAL REPORT**

\$1,995,000

**POWAY UNIFIED SCHOOL DISTRICT
IMPROVEMENT AREA F OF
COMMUNITY FACILITIES DISTRICT NO. 10
2016 SPECIAL TAX REFUNDING BONDS**

JANUARY 31, 2021

**Public Finance
Public-Private Partnerships
Development Economics
Clean Energy Bond**

***Newport Beach / San Jose / San Francisco / Riverside
Dallas / Houston / Raleigh / Tampa***



www.FinanceDTA.com

5000 Birch Street, Suite 3000
Newport Beach, CA 92660

**FISCAL YEAR 2019-2020
CONTINUING DISCLOSURE ANNUAL REPORT**

\$1,995,000

Poway Unified School District
Improvement Area F of
Community Facilities District No. 10
2016 Special Tax Refunding Bonds

Prepared for:

Poway Unified School District
15250 Avenue of Science
San Diego, CA 92128

TABLE OF CONTENTS

<u>SECTION</u>	<u>PAGE</u>
INTRODUCTION.....	1
A. Audited Financial Statements of the Community Facilities District	1
B. Community Facilities District Information.....	2
I Principal Amount of Outstanding Bonds/ Debt Service Schedule.....	2
II Special Tax Fund/Bond Fund Balances.....	2
III Reserve Fund Balance/Reserve Requirement	2
IV Project Fund Balance.....	2
V Estimated Assessed Value-To-Lien Ratios by Land Use.....	3
VI Special Tax Levy.....	3
VII Top Taxpayers (Greater Than 5% Of Total Special Tax Levy)	3
VIII Special Tax Delinquencies	3
IX Special Tax Delinquencies (Top Taxpayers).....	4
X California Debt and Investment Advisory Commission Fiscal Status Report	4
XI Changes to the Rates and Method of Apportionment.....	4

APPENDICES

APPENDIX A	DEBT SERVICE SCHEDULE
APPENDIX B	ESTIMATED ASSESSED VALUE-TO-LIEN RATIOS
APPENDIX C	SPECIAL TAX DELINQUENCIES
APPENDIX D	CALIFORNIA DEBT AND INVESTMENT ADVISORY COMMISSION FISCAL STATUS REPORT

INTRODUCTION

This Continuing Disclosure Annual Report (“Annual Report”) has been prepared pursuant to Sections 3 and 4 of the Continuing Disclosure Agreement (the “Disclosure Agreement”) executed in connection with the issuance of the \$1,995,000 Improvement Area F of Community Facilities District No. 10 (the “Community Facilities District”) of the Poway Unified School District (the “School District”) Special Tax Refunding Bonds, Series 2016 (the “2016 Bonds”). Unless otherwise defined above, all capitalized terms used herein shall have the meanings set forth in the Disclosure Agreement.

The School District has agreed under Sections 3 and 4 Disclosure Agreement and pursuant to Rule 15c2-12 of the Securities and Exchange Commission to submit certain annual financial information and operating data via the Electronic Municipal Market Access (“EMMA”) system of the Municipal Securities Rulemaking Board (“MSRB”). The information contained in this Annual Report is for the Fiscal Year ending June 30, 2020 (i.e., Fiscal Year 2019-2020), unless otherwise indicated.

Contents of the Annual Report

This Report contains the information requested in Section 4 of the Disclosure Agreement.

- A. If audited financial statements of the Community Facilities District are prepared, the Community Facilities District shall provide such audited financial statements prepared in accordance with generally accepted accounting principles as promulgated to apply to government entities from time to time by the Governmental Accounting Standards Board. If audited financial statements are to be prepared but are not available at the time required for filing, unaudited financial statements shall be submitted with the Annual Report, and audited financial statements shall be submitted once available. For purposes of this section, the financial statements of the School District shall not be deemed to be the financial statements of the Community Facilities District, unless such audited financial statements contain specific information as to such Community Facilities District, its revenues, expenses and account balances. If audited financial statements of the Community Facilities District are not prepared, no unaudited financial statements need be submitted.**

The Community Facilities District does not prepare audited financial statements, however, the School District’s audited financial statements for Fiscal Year 2019-2020 will be filed separately via EMMA and are hereby incorporated by reference. Pursuant to the Disclosure Agreement, the School District’s audited financial statements are not deemed to be the audited financial statements of the Community Facilities District but are incorporated herein for informational purposes only.

B. The following information regarding the 2016 Bonds and any parity bonds or refunding bonds issued by the Community Facilities District for Improvement Area F:

I Principal amount of 2016 Bonds, and/or any bonds issued to refund the 2016 Bonds, outstanding as of a date within 60 days preceding the date of the Annual Report and the current debt service schedule for the 2016 Bonds;

The principal amount of 2016 Bonds outstanding as of January 1, 2021 was \$1,780,000. Please refer to "Debt Service Schedule" in Appendix A attached.

II Balance in the Special Tax Fund and the Bond Fund as of a date within 60 days preceding the date of the Annual Report;

Please refer to Table 1 below for the balance in each fund and account established under the Bond Indenture.

Table 1: Fund Balances

Fund/Account	Balance as of January 1, 2021
Special Tax Fund	\$81,444
Bond Fund	\$0
Interest Account	\$81
Principal Account	\$0
Reserve Fund	\$156,004
Administrative Expense Fund	\$298
Costs of Issuance	\$0
Redemption Fund	\$4,797

III Balance in the Reserve Fund and a statement of the Reserve Requirement, as of a date within 60 days preceding the date of the Annual Report;

The Reserve Requirement as of January 1, 2021 was \$156,000. The balance in the Reserve Fund as of January 1, 2021 was \$156,004.

IV While there are funds in the Project Fund, or any accounts or any subaccounts thereof, the balance in the Project Fund, and each account or subaccount thereunder, as of a date within 60 days preceding the date of the Annual Report, and of any other fund or account held under the terms of the Indenture not referenced in clauses ii), iii) or iv) hereof;

There are no funds in the Project Fund as of January 1, 2021. Please refer to Table 1 above for the balance of any other fund or account held under the terms of the Bond Indenture.

- V A table summarizing assessed value-to-lien ratios for the property within Improvement Area F of the Community Facilities District based on the applicable land use categories under the Rate and Method of Apportionment of Special Tax for Improvement Area F of the Community Facilities District (the "Rate and Method"). The assessed values in such table will be determined by reference to the value of the parcels within Improvement Area F of the Community Facilities District on which the Special Taxes are levied, as shown on the assessment roll of the San Diego County Assessor last equalized prior to the September 2 next preceding the Annual Report Date. The lien values in such table will include all 2016 Bonds outstanding as of a date within 60 days preceding the date of the Annual Report of Improvement Area F, any refunding bonds relating to the 2016 Bonds and overlapping land secured debt;

Please refer to "Estimated Assessed Value-to-Lien Ratios" in Appendix B attached.

- VI Information regarding the amount of the annual Special Taxes levied in Improvement Area F of the Community Facilities District, whether in the case of Developed Property the amounts are the maximum available levy under the Rate and Method, the amount collected, delinquent amounts and percent delinquent for the most recently completed Fiscal Year;

Please refer to "Special Tax Delinquencies" in Appendix C attached. For Fiscal Year 2019-2020, the Special Tax was levied at 100% of the Assigned Special Tax rates for Developed Property.¹

- VII A land ownership summary listing property owners, if any, responsible for more than 5% of the Special Tax levy as shown on the assessment roll of the San Diego County Assessor last equalized prior to the September 30 next preceding the Annual Report Date, a summary of the Special Taxes levied on the property within Improvement Area F of the Community Facilities District owned by such property owners, and the assessed value of such property, as shown on such assessment roll;

There are no property owners responsible for more than 5% of the Fiscal Year 2020-2021 Special Tax levy.

- VIII Concerning parcels within Improvement Area F of the Community Facilities District delinquent in the payment of Special Taxes to the Community Facilities District as of a date on or about the immediately preceding July 1 (if applicable),

¹ Technically, the Rate and Method of Apportionment of Special Tax states that the Maximum Special Tax for each parcel of Developed Property shall be the greater of (i) the Assigned Special Tax or (ii) the Backup Special Tax. In this Annual Report, all discussion of Maximum Special Tax rates for each parcel of Developed Property shall focus on the Assigned Special Tax.

status of foreclosure proceedings, if any, and summary of results of foreclosure sales, if applicable;

- Number of parcels within Improvement Area F of the Community Facilities District delinquent in payment of Special Tax,
- Total of such delinquency and percentage of delinquency in relation to total Special Tax levy, and
- Status of the actions taken by the Community Facilities District related to any foreclosure proceedings upon delinquent properties within Improvement Area F of the Community Facilities District;

Please refer to "Special Tax Delinquencies" in Appendix C attached.

The Community Facilities District, on behalf of Improvement Area F, does not have any active foreclosure proceedings and is not currently required to commence foreclosure proceedings upon delinquent properties based on the current level of delinquencies.

- IX Identity of any delinquent taxpayer obligated for greater than 5% of the annual Special Tax levy as of the immediately preceding November 1, plus:
- Assessed value of applicable properties, and
 - Summary of results of foreclosure sales, if available;

There are no delinquent taxpayers obligated for greater than 5% of the Fiscal Year 2019-2020 Special Tax levy.

- X A copy of any report or reports for or concerning the Community Facilities District, with respect to Improvement Area F, as of the immediately preceding October 31, required under State law (e.g., any report filed with the California Debt Investment and Advisory Commission or with the State Controller);


Please refer to "California Debt and Investment Advisory Commission Fiscal Status Report" in Appendix D attached.

- XI Any changes to the Rate and Method applicable to Improvement Area F of the Community Facilities District approved or submitted to the qualified electors of Improvement Area F of the Community Facilities District for approval prior to the filing of the Annual Report.

There have been no changes made to the Rate and Method of Apportionment of Special Tax approved or submitted to the qualified electors of Improvement Area F of the Community Facilities District for approval.

APPENDIX A

Poway Unified School District
Improvement Area F of
Community Facilities District No. 10
Fiscal Year 2019-2020
Continuing Disclosure Annual Report




DEBT SERVICE SCHEDULE

**POWAY UNIFIED SCHOOL DISTRICT
COMMUNITY FACILITIES DISTRICT NO. 10, IA F
SERIES 2016 SPECIAL TAX REFUNDING BONDS
DEBT SERVICE SCHEDULE (AS OF OCTOBER 2020)**

Bond Year Ending 9/1	Principal Amount/ Sinking Fund Payment	Interest Payment	Debt Service Payment	Remaining Principal (as of 9/2)
2021	\$40,000.00	\$61,781.25	\$101,781.25	\$1,740,000.00
2022	\$45,000.00	\$60,981.25	\$105,981.25	\$1,695,000.00
2023	\$50,000.00	\$60,081.25	\$110,081.25	\$1,645,000.00
2024	\$50,000.00	\$59,081.25	\$109,081.25	\$1,595,000.00
2025	\$55,000.00	\$57,956.25	\$112,956.25	\$1,540,000.00
2026	\$60,000.00	\$56,581.25	\$116,581.25	\$1,480,000.00
2027	\$65,000.00	\$55,006.25	\$120,006.25	\$1,415,000.00
2028	\$65,000.00	\$53,056.25	\$118,056.25	\$1,350,000.00
2029	\$70,000.00	\$51,106.25	\$121,106.25	\$1,280,000.00
2030	\$80,000.00	\$48,918.75	\$128,918.75	\$1,200,000.00
2031	\$75,000.00	\$46,318.75	\$121,318.75	\$1,125,000.00
2032	\$80,000.00	\$43,787.50	\$123,787.50	\$1,045,000.00
2033	\$90,000.00	\$40,987.50	\$130,987.50	\$955,000.00
2034	\$90,000.00	\$37,725.00	\$127,725.00	\$865,000.00
2035	\$100,000.00	\$34,350.00	\$134,350.00	\$765,000.00
2036	\$105,000.00	\$30,600.00	\$135,600.00	\$660,000.00
2037	\$115,000.00	\$26,400.00	\$141,400.00	\$545,000.00
2038	\$120,000.00	\$21,800.00	\$141,800.00	\$425,000.00
2039	\$135,000.00	\$17,000.00	\$152,000.00	\$290,000.00
2040	\$140,000.00	\$11,600.00	\$151,600.00	\$150,000.00
2041	\$150,000.00	\$6,000.00	\$156,000.00	\$0.00
Total	\$1,780,000.00	\$881,118.75	\$2,661,118.75	N/A

APPENDIX B

Poway Unified School District
Improvement Area F of
Community Facilities District No. 10
Fiscal Year 2019-2020
Continuing Disclosure Annual Report



ESTIMATED ASSESSED VALUE-TO-LIEN RATIOS

**POWAY UNIFIED SCHOOL DISTRICT
IMPROVEMENT AREA F OF CFD NO. 10
SPECIAL TAX REFUNDING BONDS, SERIES 2016
ESTIMATED ASSESSED VALUE-TO-LIEN RATIOS**

Tax Class / (Land Use) [1]	Number of Units	Poway USD CFD No. 10, IA F FY 2020-2021 Levy	Poway USD CFD No. 10, IA F Bonds Outstanding [2]	Poway USD CFD No. 10 Bonds Outstanding [2]	Total Direct and Overlapping Debt [3,4]	Assessed Value [5]	Estimated Assessed Value-to-Lien Ratio [6]
Tax Class 1 (< 1,750)	11	\$20,404	\$237,163	\$319,546	\$556,709	\$6,807,160	12.23
Tax Class 2 (1,750 - 1,900)	22	\$44,199	\$513,741	\$642,475	\$1,156,216	\$14,949,129	12.93
Tax Class 3 (1,901 - 2,050)	21	\$45,432	\$528,067	\$611,395	\$1,139,461	\$15,658,239	13.74
Tax Class 5 (> 2,200)	18	\$43,106	\$501,029	\$525,599	\$1,026,629	\$14,325,874	13.95
Total	72	\$153,141	\$1,780,000	\$2,099,015	\$3,879,015	\$51,740,402	13.34

[1] Classification pursuant to the Rate and Method of Apportionment of Special Tax.

[2] As of September 2, 2020. Allocated based on Fiscal Year 2020-2021 levy.

[3] For purposes of this analysis, includes land secured bond indebtedness for property subject to the Special Tax only.


[4] DTA is not aware of any property owners within Improvement Area F of CFD No. 10 that are participating in any active PACE programs.

[5] Fiscal Year 2020-2021 assessed value information as of January 1, 2020 provided by the San Diego County Assessor. Assessed value is calculated as the sum of land value and improvement value.

[6] Calculated by dividing the Assessed Value column by the Total Direct and Overlapping Debt column.

APPENDIX C

Poway Unified School District
Improvement Area F of
Community Facilities District No. 10
Fiscal Year 2019-2020
Continuing Disclosure Annual Report



SPECIAL TAX DELINQUENCIES

**POWAY UNIFIED SCHOOL DISTRICT
IMPROVEMENT AREA F OF CFD NO. 10
SPECIAL TAX REFUNDING BONDS, SERIES 2016
SPECIAL TAX DELINQUENCIES**

Fiscal Year	Total Tax Levy	Number of Delinquent Parcels at FY End [1]	Fiscal Year Amount Collected [1]	Fiscal Year Amount Delinquent [1]	Fiscal Year Delinquency Rate [1]
2019-2020	\$150,139	0	\$150,139	\$0	0.00%

[1] Pursuant to Section 4(b)(viii) of the Disclosure Agreement, the table above should reflect delinquencies as of July 1, 2020. The closest data available, as shown above, is as of August 13, 2020 provided by the County of San Diego.

APPENDIX D

Poway Unified School District
Improvement Area F of
Community Facilities District No. 10
Fiscal Year 2019-2020
Continuing Disclosure Annual Report



CALIFORNIA DEBT AND INVESTMENT ADVISORY COMMISSION FISCAL STATUS REPORT

STATE OF CALIFORNIA

**MELLO-ROOS COMMUNITY FACILITIES DISTRICT (CFD)
YEARLY FISCAL STATUS REPORT**

Submitted:
Friday, October 30, 2020
6:52:47AM
CDIAC #: 2016-3364

California Debt and Investment Advisory Commission
915 Capitol Mall, Room 400, Sacramento, CA 95814
P.O. Box 942809, Sacramento, CA 94209-0001
(916) 653-3269 Fax (916) 654-7440

For Office Use Only
Fiscal Year _____

I. GENERAL INFORMATION

A. Issuer Poway Unified School District CFD No 10

B. Project Name IA F

C. Name/ Title/ Series of Bond Issue 2016 Special Tax Ref Bonds

D. Date of Bond Issue 11/10/2016

E. Original Principal Amount of Bonds \$1,995,000.00

F. Reserve Fund Minimum Balance Required Yes Amount \$156,000.00 No

II. FUND BALANCE FISCAL STATUS

Balances Reported as of: 6/30/2020

A. Principal Amount of Bonds Outstanding \$1,820,000.00

B. Bond Reserve Fund \$156,077.00

C. Capitalized Interest Fund \$0.00

D. Construction Fund(s) \$0.00

III. ASSESSED VALUE OF ALL PARCELS IN CFD SUBJECT TO SPECIAL TAX

A. Assessed or Appraised Value Reported as of: 1/1/2020

From Equalized Tax Roll

From Appraisal of Property
(Use only in first year or before annual tax roll billing commences)

B. Total Assessed Value of All Parcels \$51,740,402.00

IV. TAX COLLECTION INFORMATION

A. Total Amount of Special Taxes Due Annually \$150,138.52

B. Total Amount of Unpaid Special Taxes Annually \$0.00

C. Does this agency participate in the County's Teeter Plan? N

V. DELINQUENT REPORTING INFORMATION

Delinquent Parcel Information Reported as of Equalized Tax Roll of: 9/30/2020

A. Total Number of Delinquent Parcels: 0

B. Total Amount of Taxes Due on Delinquent Parcels: \$0.00
(Do not include penalties, penalty interest, etc.)

VI. FORECLOSURE INFORMATION FOR FISCAL YEAR

(Aggregate totals, if foreclosure commenced on same date) *(Attach additional sheets if necessary.)*

Date Foreclosure Commenced	Total Number of Foreclosure Parcels	Total Amount of Tax Due on Foreclosure Parcels
		\$0.00
		\$0.00
		\$0.00
		\$0.00
		\$0.00

Submitted:
Friday, October 30, 2020
6:52:47AM
CDIAC #: 2016-3364

**STATE OF CALIFORNIA
MELLO-ROOS COMMUNITY FACILITIES DISTRICT (CFD)
YEARLY FISCAL STATUS REPORT**

California Debt and Investment Advisory Commission
915 Capitol Mall, Room 400, Sacramento, CA 95814
P.O. Box 942809, Sacramento, CA 94209-0001
(916) 653-3269 Fax (916) 654-7440

For Office Use Only Fiscal Year _____
--

VII. ISSUE RETIRED

This issue is retired and no longer subject to the Yearly Fiscal Status report filing requirements.
(Indicate reason for retirement)

Matured Redeemed Entirely Other

If Matured, indicate final maturity date:

If Redeemed Entirely, state refunding bond title & CDIAC #:

and redemption date:

If Other:

and date:

VIII. NAME OF PARTY COMPLETING THIS FORM

Name	Nehal Thumar	
Title	Vice President	
Firm/ Agency	DTA	
Address	5000 Birch Street, Suite 3000	
City/ State/ Zip	Newport Beach, CA 92660	
Phone Number	(949) 955-1500	Date of Report 10/30/2020
E-Mail	nehal@financedta.com	

IX. ADDITIONAL COMMENTS:



www.FinanceDTA.com

5000 BIRCH STREET, SUITE 3000
NEWPORT BEACH, CA 92660
PHONE: (800) 969-4DTA

Public Finance
Public-Private Partnerships
Development Economics
Clean Energy Bonds